

Manille

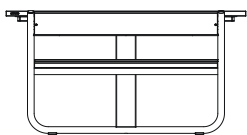
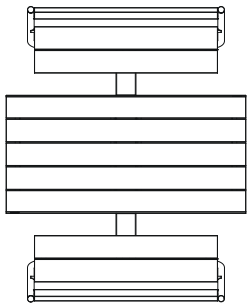
© design by Dirk Wynants

extremis®



Dimensions

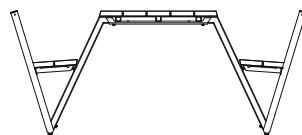
The Manille is available in one dimension



490

1100

1440



690

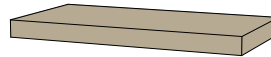
276

1777

Box dimensions

The Manille comes in 4 boxes

Box 1: Tabletop



Box 2: benches



Box 3: Legs



Box 4: Backrests

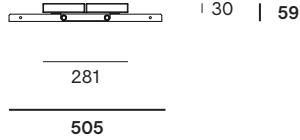
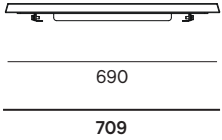
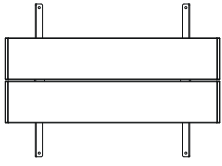


449 663 741

| Box dimensions (mm) | | L | W | H | Qty | Volume (m ³) | Gross weight (kg) | Net weight (kg) | Packaging weight (kg) |
|---------------------|-------|------|-----|-----|-----|--------------------------|-------------------|-----------------|-----------------------|
| Manille | Box 1 | 1480 | 785 | 107 | 1 | 0,12 | 34,90 | 30,10 | 4,80 |
| | Box 2 | 1160 | 390 | 145 | 1 | 0,07 | 20,60 | 18,20 | 2,40 |
| | Box 3 | 843 | 300 | 139 | 1 | 0,04 | 13,00 | 11,80 | 1,20 |
| | Box 4 | 1225 | 830 | 150 | 1 | 0,15 | 26,30 | 23,60 | 2,70 |
| Total: | | | | | | 0,38 | 94,80 | 83,70 | 11,10 |

Connection piece

The connection piece is available in one dimension



Connection piece box

The connection piece comes in 1 box


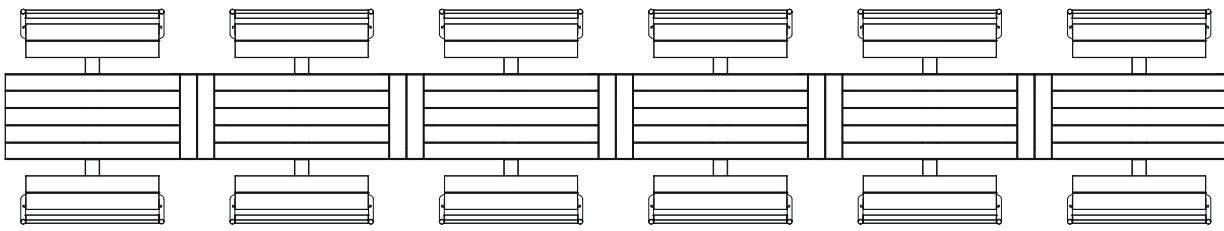
Box 5: connection piece



| Box dimensions (mm) | | L | W | H | Qty | Volume (m ³) | Gross weight (kg) | Net weight (kg) | Packaging weight (kg) |
|---------------------|-------|-----|-----|----|-----|--------------------------|-------------------|-----------------|-----------------------|
| Connection piece | Box 5 | 750 | 353 | 80 | 1 | 0,02 | 7,10 | 6,40 | 0,70 |


Multiple Manilles connected with connection pieces

Adding a connection piece and an extra table always results in a 1731 cm extension



Shade

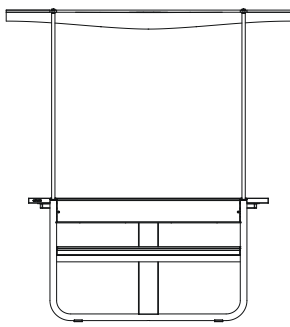
The shade is available in one dimension



Shade box

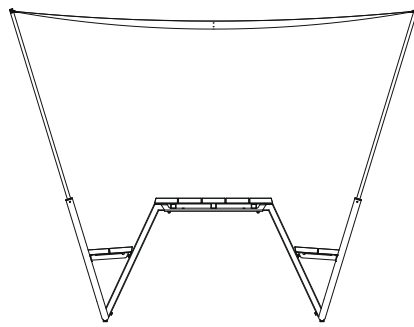
The removable shade comes in 1 tube

Box 6: Shade



173

1710



1758

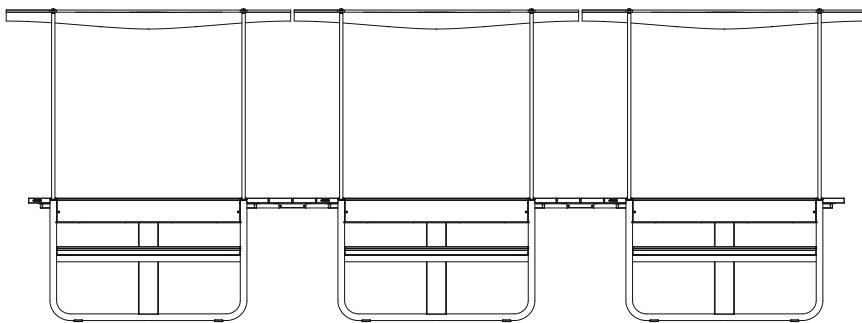
1874

2454

| Box dimensions (mm) | | L | W | H | Qty | Volume (m3) | Gross weight (kg) | Net weight (kg) | Packaging weight (kg) |
|---------------------|-------|------|-----|-----|-----|-------------|-------------------|-----------------|-----------------------|
| Shade | Box 6 | 2000 | 105 | 105 | 1 | 0,02 | 9,00 | 7,00 | 2,00 |

Multiple Manilles with removable shade

Adding a Manille with removable shade always results in a 1731 cm extension



21

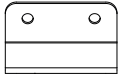
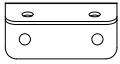
547

3441

5172

Floor fastening

The floor fastening is available in one dimension



64

65

100

50



1192

Floor fastening box

The floor fastening comes in 1 box

Box 7: floor fastening

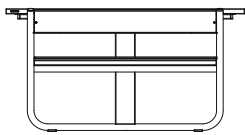
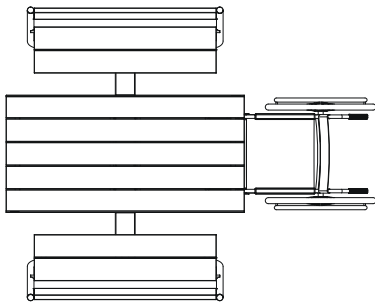


| Box dimensions (mm) | | L | W | H | Qty | Volume (m3) | Gross weight (kg) | Net weight (kg) | Packaging weight (kg) |
|---------------------|-------|-----|-----|-----|-----|-------------|-------------------|-----------------|-----------------------|
| Floor fastening | Box 7 | 160 | 120 | 110 | 1 | 0,01 | 0,63 | 0,53 | 0,10 |

Wheelchair accessibility dimensions

As specifications for wheelchair accessibility vary around the world, please review the dimensions below to ensure the measurements of each solution meet the specifications of your local requirements

Accessible on both ends



664

659

Materials & colors

Check price list or www.extremis.com for current materials & colors

Tabletop & benches



Hellwood

Legs



Earth (RGB 88 88 84)
Structured powder coating



Copper brown (RAL8004)
Structured powder coating



Cosmic cream (RAL1015)
Structured powder coating




Pistache (RAL6021)
Structured powder coating

Frame



Galvanized steel

Shade fabric




High-tech polyester

Shade poles



Stainless steel 316



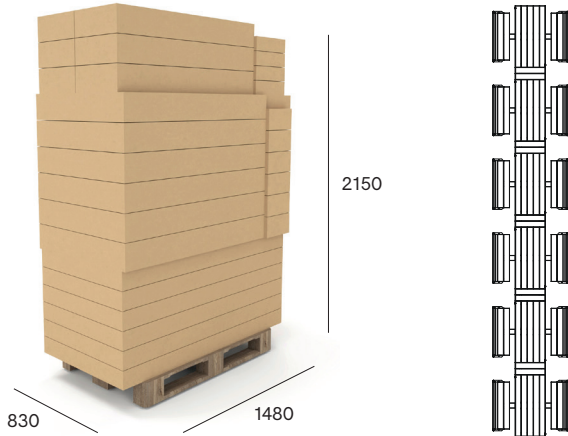
| Materials | Key facts | Thickness mm | Layer thickness micron | Density | In/outdoor | Water | UV color fastness | Flame retarding |
|---|--|-----------------|------------------------------|--|------------------|--|--|--------------------|
| Hellwood tabletop & benches |  <ul style="list-style-type: none"> • Durability CLASS 1 • Carries the PEFC™ label for durable forestry • Feels comfortable in all weather conditions • Advisable to oil the wood | 30 | n.a. | 600 kg/m ³ | Outdoor & indoor | n.a. | Untreated wood turns grey after a while | / |
| Hot dip galvanized steel frame | <ul style="list-style-type: none"> • Most durable method for protecting metal from rusting • Protective layer • Very long life span • 100% recyclable • Cradle to Cradle Certified™ | 2,50 | 50 - 100 | 7,50 10 ³ kg/m ³ | Outdoor & indoor | n.a. | Very good, galvanization will however become less shiny when used outdoors | NEN-EN13501-1 A1 * |
| Structured powder coated stainless steel legs | <ul style="list-style-type: none"> • Easy to clean • Stainless steel (for protection against rust), then powder coated • More scratch-resistant than non structured powder coated | 2 - 8 | 80 | 8,00 10 ³ kg/m ³ | Outdoor & indoor | n.a. | Very good: color can fade to some extent when exposed to UV | NEN-EN13501-1 A1 * |
| High-tech polyester fabric | <ul style="list-style-type: none"> • High UV resistance and ultra strong • Low weight / high tear strength • Long-term appearance | 0,37 | n.a. | 250 g/m ³ | Outdoor & indoor | The fabric has a water column of 350 mm (EN 20811) | 7/8 (ISO 105-B02) | / |
| Stainless steel poles (shade) | <ul style="list-style-type: none"> • High rusting resistance • Periodical maintenance required | 2 | n.a. | 8,00 10 ³ kg/m ³ | Outdoor & indoor | n.a. | Very good | NEN-EN13501-1 A1 * |

NEN-EN13501-1 A1

Class A1 products will not contribute to fire in any stage, including fully developed fire. For this reason, they are assumed to be capable of satisfying all requirements of all lower classes as well.

Good to know

- PEFC™ certified wood originates from sustainably managed forests.
- A configuration of six Manilles with connection pieces fits on a high cube pallet.



Wheelchair accessible

Manille is wheelchair accessible on both ends of the table.



Certificates

- PEFC
- Cradle to Cradle
- BIFMA (Desk and Table Products / Lounge and Public Seating)

Maintenance

POWDER COATED PARTS

- White powder coating obviously requires more maintenance.

GALVANIZED PARTS

- Clean with lukewarm water and a mild detergent or Extremis multi cleaner.

WOOD

- Clean regularly with mild detergent.
- Thorough cleaning with Extremis Wood Cleaner.
- Oil the wood with Extremis Wood Protector. We recommend oiling the wood at regular intervals depending from location and general weather conditions.
- In order to smoothen the surface again after a thorough cleaning, lightly sand your wood with 120 grit sanding paper or a sanding pad.

RECOMMENDED USE

- For Extremis Wood protector:

| | | |
|---|---|---|
|  |  |  |
| 2 to 3 wood care treatments | 1 wood care treatment | 450 - 500 ml for one Manille |

PARASOL FABRIC

- Shake or brush off loose dirt immediately.
- Spray Extremis Multi Cleaner.
- Use a soft brush and make circular movements.
- Let the suds soak in for a moment.
- Rinse thoroughly to remove all soap residue.
- Simply allow to dry.

STAINLESS STEEL

- Clean regularly with a dry cloth and some stainless steel cleaner.

F.A.Q.

Q: Do you need to oil the wood?

A: Just like other types of wood, wood will gradually become rougher and start to turn grey as a consequence of exposure to the sun and rain. Small cracks and crevices can also appear as part of this process. We strongly advise everyone to treat the furniture with our Wood Protector. This 100% natural oil controls the moisture level within the wood, which makes the planks stay stable for longer, and the layer of oil also helps to prevent spilled liquids from being absorbed, so that stains tend to stay superficial. It is best to repeat this treatment at regular intervals.

Warnings

General

- Do not use any sharp tools to open the packaging.
- We strongly advise against using power tools.
- Tripping hazard, mind your step.
- Do not put out cigarettes on the table.
- Not graffiti proof.
- Do not leave children unattended whilst playing on the table.
- To avoid danger of suffocation, keep plastic bags away from babies and children.
- Colors can differ over years and from batch to batch.

Product

- Do not stand or jump on the table.
- Do not drag the table, but carry it with minimum 2 people.
- Max. 2 people or 300 kg per bench.

Wood

- When delivered, the wood is untreated.
- Wood is a natural material and its look is different for every slat, plank and tree.
- Wood will gradually become rougher and start to turn grey as a consequence of exposure to the sun and rain. We recommend oiling the wood at regular intervals depending from location and general weather conditions.
- Clean regularly with mild detergent. Never use

a high pressure cleaner as this will roughen the wood's smooth surface and irreparably damage the wood's fiber.

- Thorough cleaning with Extremis Wood Cleaner.
- We strongly recommend that you treat your wood with wood protector to protect it from stains - small cracks and crevices can also appear as part of this process. We strongly advise everyone to treat the furniture with our Wood Protector.

Powder coating

- White powder coating requires more maintenance.
- Do not use abrasive scouring powders or scourers as they will scratch the surface.
- Color can fade to some extent when exposed to UV.
- Flame retarding - NEN-EN13501-1 A2-sl - Satisfying the same criteria as Class B for the SBI-test according to EN13823. In addition, under conditions of a fully developed fire these products will not significantly contribute to the fire load and fire growth.
- Dark colors can get very hot in sunny weather.

Galvanized steel

- Galvanization will become less shiny when used outdoors.
- Flame retarding - NEN-EN13501-1 A1 - Class A1 products will not contribute to fire in any stage, including fully developed fire. For this reason,

they are assumed to be capable of satisfying all requirements of all lower classes as well.

- Possible impurities in the immersion tank can cause black marks during galvanization, which are intrinsic to this industrial finishing technique.
- White marks on this zinc layer are also intrinsic to this procedure and will disappear when the furniture is put outdoors.
- This industrial finishing technique may result in a rougher surface. This is intrinsic to the process.

High-tech polyester

- Shake or brush off loose dirt immediately.
- Do not use any aggressive detergents as they will remove the protective coating of the fabric.
- We strongly advise you not to use a high-pressure hose for cleaning.

Stainless steel

- Very good UV color fastness.
- Flame retarding: NEN-EN13501-1 A1 - Class A1 products will not contribute to fire in any stage, including fully developed fire. For this reason, they are assumed to be capable of satisfying all requirements of all lower classes as well.
- Watch out, stainless steel isn't entirely rustproof! Be sure to avoid contact with iron objects. If it does show signs of rust, clean with rust remover as quickly as possible.

The content of this document, in particular the mentioned models, is protected by copyrights and/or design rights. The present document and its content is communicated to you for information purposes only. Any partial or total reproduction or any other use without our prior written permission is strictly prohibited. This technical sheet remains subject to possible changes. **All dimensions are in mm**, unless mentioned otherwise. Extremis is not responsible for the errors in the documentation of products. All measurements are approximate and are provided for informational purposes only.

Tech sheet
20240808