


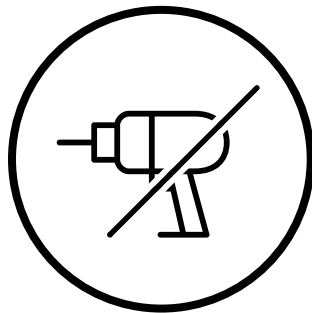
AMAi

HiLo bench



extremis®

**IMPORTANT! RETAIN FOR FUTURE
REFERENCE: READ CAREFULLY.**



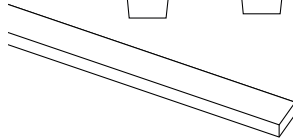
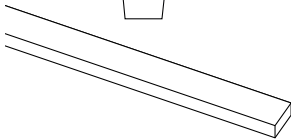

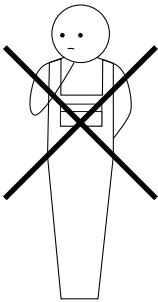
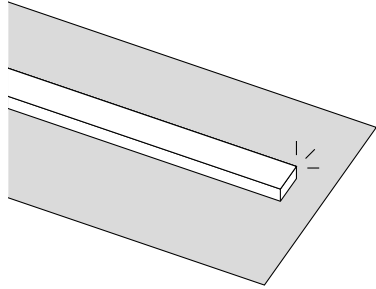


Table of contents

Mounting kit [↗]

Exploded view [↗]

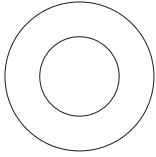
Assembly AMAi HiLo bench [↗]

**Warnings - Text instructions -
Maintenance [↗]**

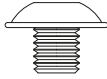
This is an interactive PDF

You can easily navigate through this manual, allowing you to smoothly jump from one page to the other.

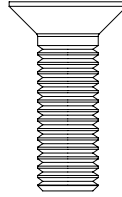
Mounting kit



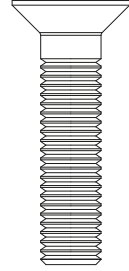
4 x flat nylon washer



2 x M6x6



4 x M8x2



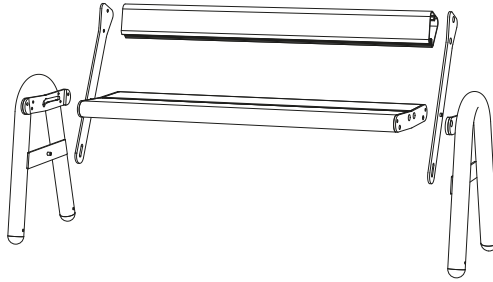
4 x M8x35

Mounting kit **AMA505** to fix HiLo bench (short/long)



Exploded view

HiLo bench short



HiLo bench long



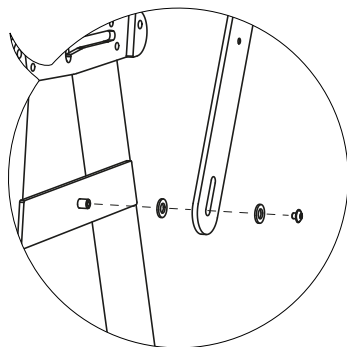
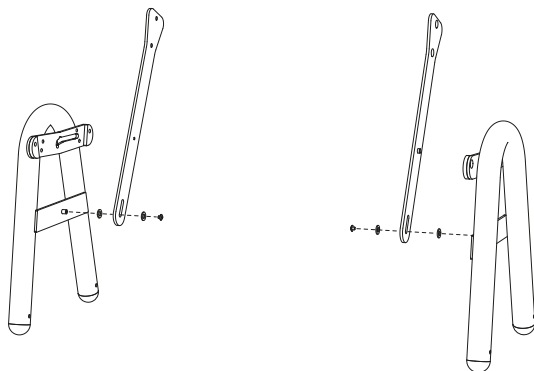
AMAi HiLo bench – short/long

1.

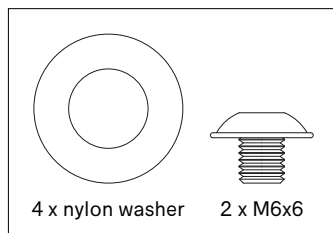
N° 3 - 5



15'



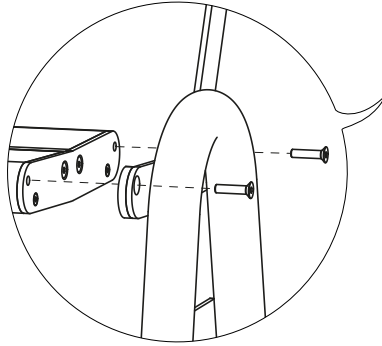
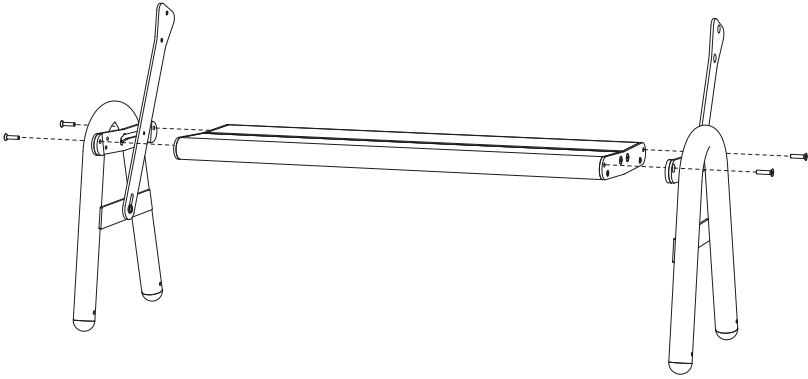
AMA505



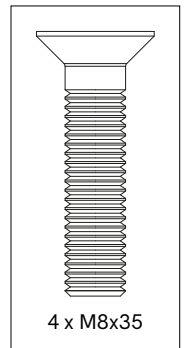
4 x nylon washer

2 x M6x6

2.

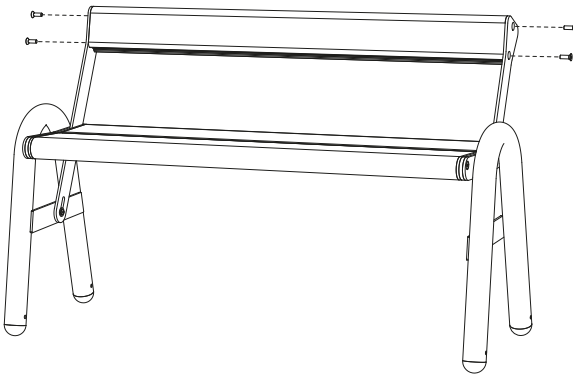
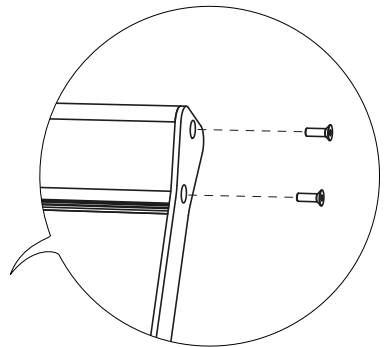
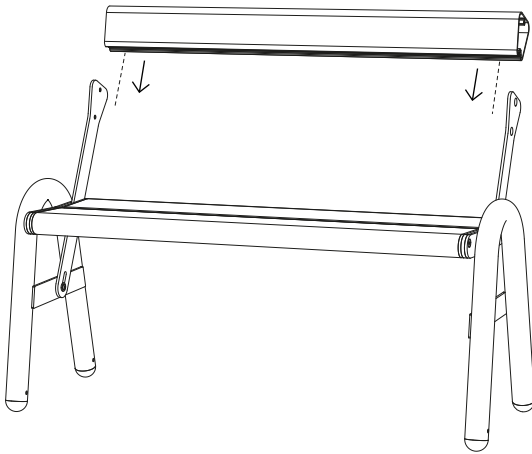


AMA505

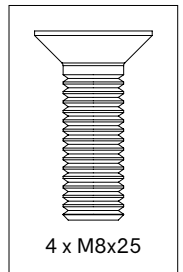


4 x M8x35

3.

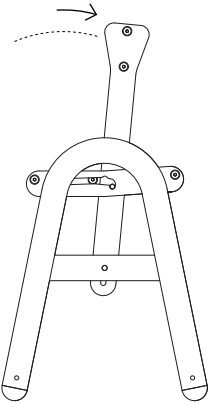

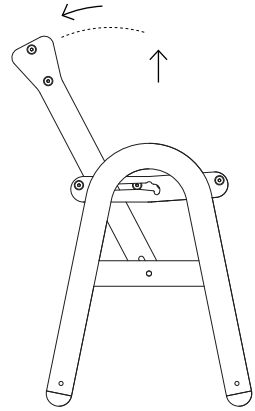



AMA505



4 x M8x25

4.



Warnings

Text instructions

Maintenance

Warnings ↗

Assembly text instructions ↗

Maintenance ↗



Warnings

General

- Do not use any sharp tools to open the packaging.
- We strongly advise against using power tools.
- Tripping hazard, mind your step.
- Do not put out cigarettes on the bench.
- Not graffiti proof.
- Do not leave children unattended whilst playing on the bench.
- Colors can differ over years and from batch to batch.

Product

- Do not stand or jump on the bench.
- Do not drag the bench, but carry it with minimum 2 people.
- Short version: Max. 3 people or 240 kg per bench.
- Long version: Max. 5 people or 400 kg per bench.

Powder coating

- White powder coating requires more maintenance.
- Do not use abrasive scouring powders or scourers as they will scratch the surface.
- Color can fade to some extent when exposed to UV.
- Flame retarding - NEN-EN13501-1 A2-s1 - Satisfying the same criteria as Class B for the SBI-test according to EN13823. In addition, under conditions of a fully developed fire these products will not significantly contribute to the fire load and fire growth.
- Dark colors can get very hot in sunny weather.

Sunbrella

- Not waterproof, store inside!
- Shake or brush off loose dirt immediately.
- UV color fastness: 7/8 (ISO 105-B02).



Assembly text instructions




Take a look at the drawings, starting from page 7

HiLo bench – short/long (p7)

1. Fix the backrest supports to the left & right leg and fasten them with one M6x6 bolt and two flat nylon washers each as shown in the drawing.
2. Now position the two legs at the ends of the bench profiles and fasten them with two M8x35 bolts each.
3. Finally position the backrest between the backrest supports and fasten it with four M8x25 bolts.
4. Simply change the position of the backrest for high or low seating.





Watch the maintenance videos on our website:

www.extremis.com/maintenance

Powder coating

CLEANING

Regularly

Use Extremis Multicleaner, a 100% biodegradable detergent or common kitchen cleaning products. Avoid using aggressive products. These surfaces are best cleaned with a neutral cleaning product diluted in water.

REPAIRING DAMAGED POWDER COATING

When damaged

The impact of sharp objects can damage the coating. Scratches or dents can be touched up with our paint pens. However this only camouflages the scratches without removing them.

Sunbrella

SPILLED LIQUIDS

Immediately after use

It is best to treat spilt liquids immediately by placing a sheet of absorbent kitchen paper on them. The water-resistant coating on the Sunbrella prevents droplets from penetrating the fabric.



REGULAR CLEANING

When dirty

Make a solution to remove stains on your Sunbrella.

MACHINE WASHING

Rarely

It is also possible to put the blankets and cushion covers in a washing machine (30°). Do not dry clean or tumble dry. The fabric can be creased. Ironing will help to recover the waterrepellent coating of the fabric, but only at a cool setting (delicates). As some irons exceed the recommended temperature at the synthetic setting, test a small, inconspicuous area before ironing the entire fabric. DO NOT use a steamer or iron set to the steam setting.

REMOVING STUBBORN STAINS

Only if nothing else helps

More drastic measures needed? Bleach can be used if nothing else helps. Protect the area around your Sunbrella fabric when using a bleach solution - bleach may discolour non-Sunbrella fabrics. Please be aware of the environment when cleaning with bleach. Bleach can have harmful effects on the natural environment around you. We do not advise using bleach if you are surrounded by a body of water or another environment that could be affected. If stains and/or mildew marks are severe, the quantity of bleach may be increased.





extremis.com

Connect with us



All rights reserved. Unless otherwise specified, all designs and photographs contained in this publication are copyright protected and are the property of Extremis. No part of this publication may be copied or distributed without Extremis' prior written consent. The names of the authors of photographs to which we do not hold rights are mentioned here. We have done our utmost to provide a comprehensive list of names. In the event of an alleged breach, please contact the editorial staff. © Extremis

LAB166-1