

Inumbrina

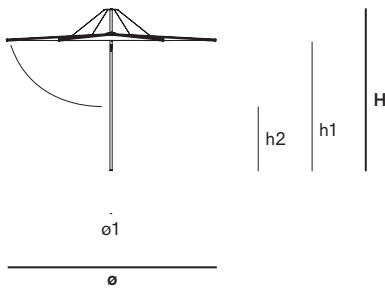
© design by Dirk Wynants

extremis®



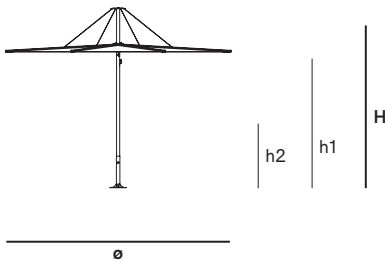
Dimensions

The Inumbrina is available in 2 dimensions



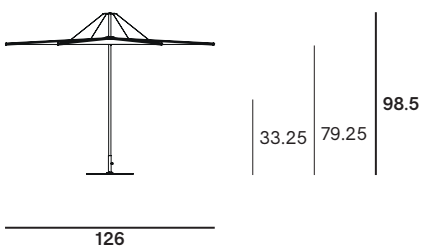
Dimensions (inch)	ø	H	h1	h2	ø1
Inumbrina large	149.5	110.0	84.5	31.5	2.0
Inumbrina medium	126.0	98.5	79.25	33.25	1.5

In combination with floor fastening

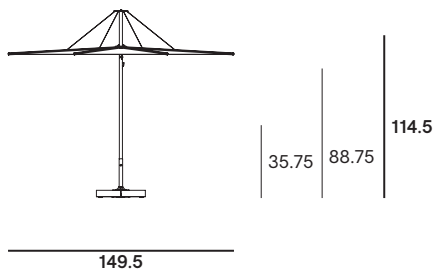


Dimensions (inch)	ø	H	h1	h2
Inumbrina large	149.5	110.0	84.5	31.5
Inumbrina medium	126.0	98.5	79.25	33.25

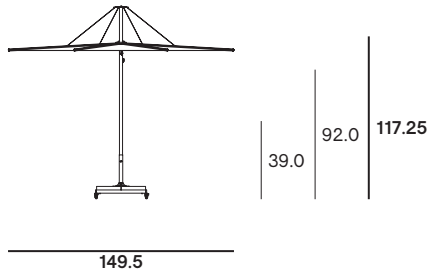
In combination with parasol base
Only for Inumbrina medium



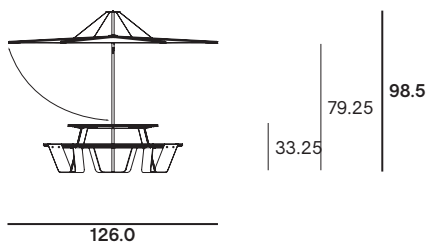
In combination with concrete base
Only for Inumbrina large



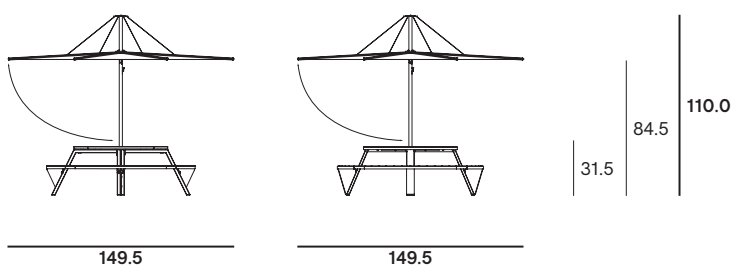
In combination with concrete wheel base
Only for Inumbrina large



In combination with Anker
Only for Inumbrina medium



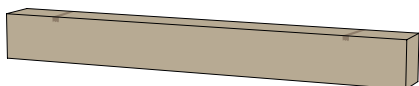
In combination with Gargantua & Pantagruel
Only for Inumbrina large



Box dimensions

The Inumbrina comes in 1 box

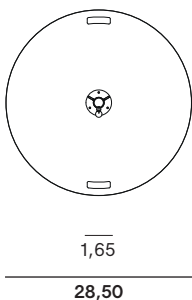
[Box 1: Inumbrina + cover](#)



Box dimensions (inch)		L	W	H	Qty	Volume (ft ³)	Gross weight (lb)	Net weight (lb)	Packaging weight (lb)
Inumbrina large	Box 1	111,42	10,24	11,42	1	7,42	60,08	50,71	9,37
Inumbrina medium	Box 1	104,33	10,24	11,42	1	7,06	44,54	35,94	8,60

Parasol base

The parasol base for Inumbrina medium is available in 2 versions



Floor fastening box

The parasol base comes in 2 or 3 boxes

[Box 2: Floor fastening](#)



[Box 3: Galvanized base plate](#)

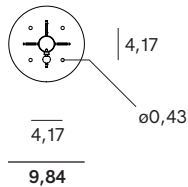
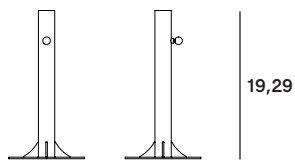


Dimensions (inch)	H	h1
Parasol base - standard	11,34	0,31
Parasol base - heavy duty	11,65	0,62

Box dimensions (inch)		L	W	H	Qty	Volume (ft ³)	Gross weight (lb)	Net weight (lb)	Packaging weight (lb)
Parasol base - standard	Box 2	17,72	5,91	3,54	1	0,35	3,09	2,65	0,44
	Box 3	29,92	29,92	1,30	1	0,71	56,22	55,12	1,10
Total:						1,06	59,31	57,77	1,54
Parasol base - heavy duty	Box 2	17,72	5,91	3,54	1	0,35	3,09	2,65	0,44
	Box 3	29,92	29,92	1,30	2	1,41	112,43	110,23	2,20
Total:						1,76	115,52	112,88	2,64

Floor fastening - Large

The floor fastening for Inumbrina large is available in one dimension



Floor fastening box

The floor fastening comes in 1 box

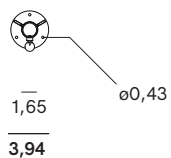
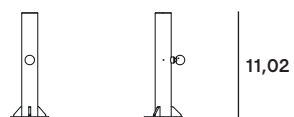
Box 4: Floor fastening - Inumbrina large



Box dimensions (inch)		L	W	H	Qty	Volume (ft ³)	Gross weight (lb)	Net weight (lb)	Packaging weight (lb)
Floor fastening - Large	Box 4	20,08	15,35	12,60	1	2,12	8,82	7,28	1,54

Floor fastening - Medium

The floor fastening for Inumbrina large is available in one dimension



Floor fastening box

The floor fastening comes in 1 box

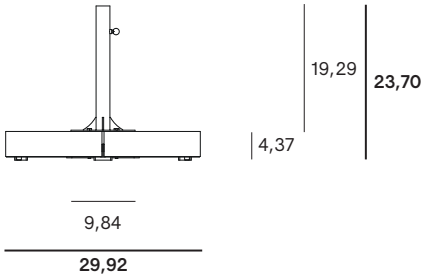
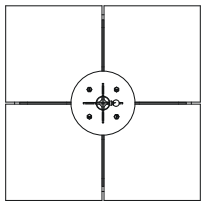
Box 5: Floor fastening - Inumbrina medium



Box dimensions (inch)		L	W	H	Qty	Volume (ft ³)	Gross weight (lb)	Net weight (lb)	Packaging weight (lb)
Floor fastening - Medium	Box 5	17,72	5,91	3,54	1	0,35	3,09	2,65	0,44

Concrete base

The concrete base is available in one dimension
Only for the Inumbrina large



Concrete base box

The concrete base comes in 6 boxes

[Box 4](#): Floor fastening - Inumbrina large



[Box 6](#): Concrete block



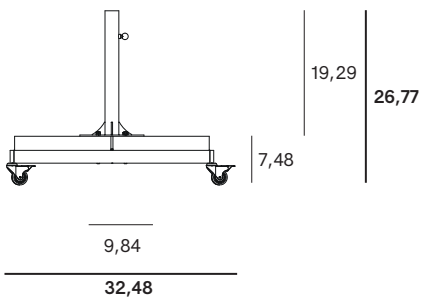
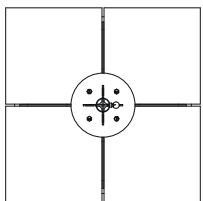
[Box 7](#): Frame for concrete blocks



Box dimensions (inch)		L	W	H	Qty	Volume (ft ³)	Gross weight (lb)	Net weight (lb)	Packaging weight (lb)
Concrete base	Box 4	20,08	15,35	12,60	1	2,12	8,82	7,28	1,54
	Box 6	14,80	14,80	3,94	4	2,12	264,55	251,33	13,23
	Box 7	28,35	12,20	12,20	1	1,06	15,87	14,33	1,54
	Total:					5,30	289,24	272,94	16,31

Concrete wheel base

The concrete wheel base is available in one dimension
Only for the Inumbrina large



Concrete wheel base box

The concrete wheel base comes in 6 boxes

[Box 4](#): Floor fastening - Inumbrina large



[Box 6](#): Concrete block



[Box 8](#): Frame for concrete wheel base



Box dimensions (inch)		L	W	H	Qty	Volume (ft ³)	Gross weight (lb)	Net weight (lb)	Packaging weight (lb)
Concrete wheel base	Box 4	20,08	15,35	12,60	1	2,12	8,82	7,28	1,54
	Box 6	14,80	14,80	3,94	4	2,12	264,55	251,33	13,23
	Box 8	33,46	33,46	5,91	1	3,88	49,38	46,30	3,09
	Total:					8,12	322,75	304,91	17,86

Materials & colors

Check price list or www.extremis.com for current materials & colors


Fabric



Black
High-tech polyester



Taupe
High-tech polyester



White
High-tech polyester

Pole



Stainless steel

Parasol base large



Concrete

Parasol base medium



Galvanized steel



Materials	Key facts	Thickness	Layer thickness	Density	In/outdoor	Water	UV color fastness	Flame retarding
		inch	micron					
High-tech polyester fabric	<ul style="list-style-type: none"> High UV resistance and ultra strong Low weight / high tear strength Long-term appearance 	0,01	n.a.	8,81 oz/ft ³	Outdoor & indoor	The fabric has a water column of 350 mm (EN 20811)	7/8 (ISO 105-B02)	/
Stainless steel parasol pole	<ul style="list-style-type: none"> High rust resistance Periodical maintenance required 	0,07 - 0,19	n.a.	0,50 10 ³ lb/ft ³	Outdoor & indoor	n.a.	Very good	NEN-EN13501-1 A1 *
Hot dip galvanized steel base for concrete (wheel) base & parasol base	<ul style="list-style-type: none"> Most durable method for protecting metal from rusting Protective layer Very long life span 100% recyclable Cradle to Cradle Certified™ 	0,07 - 0,39	50 - 100	0,47 10 ³ lb/ft ³	Outdoor & indoor	n.a.	Very good, galvanization will however become less shiny when used outdoors	NEN-EN13501-1 A1 *
Concrete base	<ul style="list-style-type: none"> Made under high pressure Matt and porous 	3,93	n.a.	0,13 10 ³ lb/ft ³	Outdoor & indoor	n.a.	Very good	NEN-EN13501-1 A1 *
Cover	<ul style="list-style-type: none"> 100% polyester Polyuréthane coating Breathable, so not 100% waterproof 	0,01	n.a.	8,46 oz/ft ²	Outdoor & indoor	Water repellent & breathable	6-8/8 (ISO 105-B02)	/

NEN-EN13501-1 A1

Class A1 products will not contribute to fire in any stage, including fully developed fire. For this reason, they are assumed to be capable of satisfying all requirements of all lower classes as well.

Good to know

- The diameter of the pole of the Inumbrina large is $\varnothing 1,89$ inch.
- The diameter of the pole of the Inumbrina medium is $\varnothing 1,38$ inch.
- The parasol cover is included.
- Inumbrina large combines perfectly with Gargantua & Pantagruel picnic.
- Inumbrina medium combines perfectly with Anker & Virus.



Maintenance

- **PARASOL FABRIC**
- Machine washable 60°.
- Do not use chlorine bleach.
- Do not use strong chemical cleaning fluid.
- Tumble dryer at low temperature.
- Do not iron.

STAINLESS STEEL

- Clean regularly with a dry cloth and some stainless steel cleaner.

F.A.Q.

Q: How wind resistant is the shade?

A: Tests in a windtunnel have shown that the shade withstands wind speeds up to 46 mph, when anchored to the floor. Still, we strongly advise to close it sooner (from 31 mph is the rule of thumb).

Q: Is the fabric 100% waterproof?

A: With light rain you stay easily seated underneath the shade. The fabric is slightly slanted in opened position. With heavy rain, the canvas lets through only a little bit of water. This is typical for the fabric and necessary, because the fabric should be able to ventilate.

Q: Can you remove the fabric for washing?

A: We do not advise this but it is possible. In the first place, you should close the parasol when you do not use it and protect it with its cover. This protects the parasol from getting dirty.

Q: Do you need to use a parasol cover?

A: The cover is needed to protect and fix the parasol when not in use. Protect your parasol from polluted rain, bird droppings, dust and heavy winds to avoid marks or stains on the parasol fabric.

Warnings

General

- Do not use any sharp tools to open the packaging.
- We strongly advise against using power tools.
- Tripping hazard, mind your step.
- Do not put out cigarettes on the parasol.
- Not graffiti proof.
- To avoid danger of suffocation, keep plastic bags away from babies and children.
- Colors can differ over years and from batch to batch.

Product

- Do not leave the parasol unattended when opened.
- Anchoring the product has to be done by qualified people.
- For anchoring: use suitable bolts or screws from a specialized store depending on the material your terrace is made of.
- If you hear the cables whistling due to heavy wind or if you are not using the parasol, close it and use the cover to avoid the parasol from opening or getting dirty.
- For ventilation purposes, the cover is not 100% waterproof.
- Ask for assistance when closing the parasol in

strong winds. Opposite the wind's direction, at least one person needs to guide the parasol's spines downwards in order to avoid the parasol from blowing open fiercely halfway down.

- Store the parasol when not in use for a long time as follows: vertically, completely dry and in a dry environment.
- Do not leave closed if not completely dry. Do not leave the parasol closed for a long time when the parasol fabric is still damp or wet.
- The fabric can be removed for washing but we do not advise this. In the first place, you should close the parasol when you do not use it and protect it with its cover. This protects the parasol from getting dirty.
- Tests in a windtunnel have shown that the shade withstands wind speeds up to 46 mph, when anchored to the floor. Still, we strongly advise to close it sooner (from 31 mph is the rule of thumb).

High-tech polyester

- Shake or brush off loose dirt immediately.
- Do not use any aggressive detergents as they will remove the protective coating of the fabric.
- We strongly advise you not to use a high-pressure

hose for cleaning.

Stainless steel

- Very good UV color fastness.
- Flame retarding: NEN-EN13501-1 A1 - Class A1 products will not contribute to fire in any stage, including fully developed fire. For this reason, they are assumed to be capable of satisfying all requirements of all lower classes as well.
- Watch out, stainless steel isn't entirely rustproof! Be sure to avoid contact with iron objects. If it does show signs of rust, clean with rust remover as quickly as possible.

Concrete

- Matt and porous.
- Very good UV color fastness.
- Flame retarding: NEN-EN13501-1 A1 - Class A1 products will not contribute to fire in any stage, including fully developed fire. For this reason, they are assumed to be capable of satisfying all requirements of all lower classes as well.