

Hopper bench

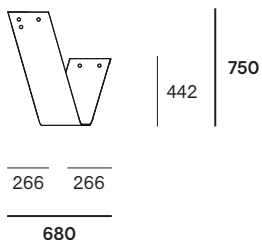

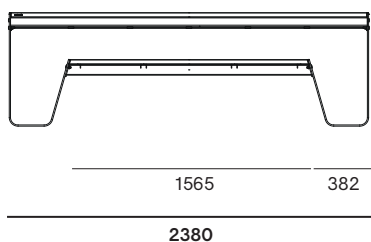

© design by Dirk Wynants

extremis®



Dimensions

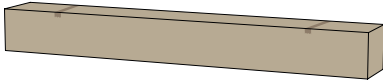
The Hopper bench is available in 2 lengths



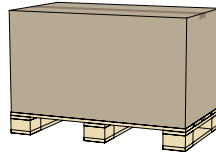
Box dimensions

The Hopper bench comes in 2 boxes

Box 1: Tabletop & bench



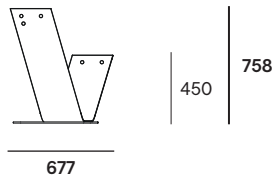
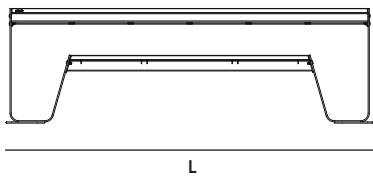

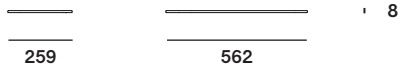
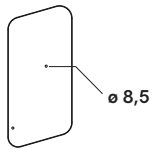
Box 2: Legs + mounting kit



Box dimensions (mm)		L	W	H	Qty	Volume (m3)	Gross weight (kg)	Net weight (kg)	Packaging weight (kg)
Hopper bench 240	Box 1	2400	330	270	1	0,21	65,21	61,18	4,03
Galvanized legs	Box 2	1125	635	625	1	0,45	65,80	49,60	16,20
					total:	0,66	131,01	110,78	20,23
Hopper bench 240	Box 1	2400	330	270	1	0,21	65,21	61,18	4,03
Powder coated legs	Box 2	1125	635	625	1	0,45	37,40	21,20	16,20
					total:	0,66	102,61	82,38	20,23
Hopper bench 300	Box 1	3000	330	270	1	0,20	72,50	67,20	5,30
Galvanized legs	Box 2	1125	635	625	1	0,45	65,80	49,60	16,20
					total:	0,72	138,30	116,80	21,50
Hopper bench 300	Box 1	3000	330	270	1	0,20	72,50	67,20	3,00
Powder coated legs	Box 2	1125	635	625	1	0,45	37,40	21,20	16,20
					total:	0,72	109,90	88,40	21,50

Stabilizing support

The stabilizing support is available in 1 dimensions
When used freestanding



Dimensions (mm)	L
Hopper bench 240	2426
Hopper bench 300	3026

Stabilizing support box

The stabilizing support comes in 1 box

Box 3: Stabilizing support




Box dimensions (mm)		L	W	H	Qty	Volume (m ³)	Gross weight (kg)	Net weight (kg)	Packaging weight (kg)
Stabilizing support Galvanized	Box 3	620	310	55	1	0,01	16,80	16,40	0,40
Stabilizing support Powder coated	Box 3	620	310	55	1	0,01	16,80	16,40	0,40

Floor fastening

Hopper bench always comes with two anchoring holes per leg

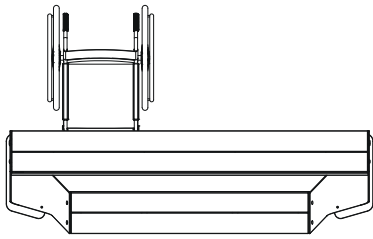
When used freestanding with no stabilizing supports

Mark the spots on the ground | Use the fixing media most suited to the type of ground on which you intend to install Hopper bench

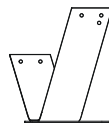
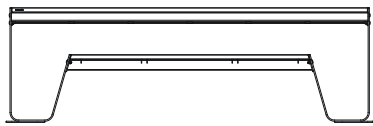


Wheelchair accessibility dimensions

As specifications for wheelchair accessibility vary around the world, please review the dimensions below to ensure the measurements of each solution meet the specifications of your local requirements



Only accessible on side with no bench



649

Materials & colors

Check price list or www.extremis.com for current materials & colors

Tabletop & bench



Iroko hardwood




Hellwood

Frame



Galvanized steel


Legs & stabilizing support




Black (RAL9005)
Structured powder coating




Earth
Structured powder coating



Beach beige (RAL1019)
Structured powder coating



Off white (RAL9002)
Structured powder coating



Verdigris
Structured powder coating



Reed green (RAL6013)
Structured powder coating




Copper brown (RAL8004)
Structured powder coating



Galvanized steel



Materials	Key facts	Thickness	Layer thickness	Density	In/outdoor	Water	UV color fastness	Flame retarding
		mm	micron					
Iroko tabletop & benches	<ul style="list-style-type: none"> Durability CLASS 1 Feels comfortable in all weather conditions Advisable to oil the wood 	30	n.a.	600 à 700 kg/m ³	Outdoor & indoor	n.a.	Untreated wood turns grey after a while	/
Hellwood tabletop & benches	 <ul style="list-style-type: none"> Durability CLASS 1 Carries the PEFC™ label for durable forestry Feels comfortable in all weather conditions Advisable to oil the wood 	30	n.a.	600 kg/m ³	Outdoor & indoor	n.a.	Untreated wood turns grey after a while	/
Hot dip galvanized steel frame	<ul style="list-style-type: none"> Most durable method for protecting metal from rusting Protective layer Very long life span 100% recyclable Cradle to Cradle Certified™ 	2 - 6	50 - 100	7,50 10 ³ kg/m ³	Outdoor & indoor	n.a.	Very good, galvanization will however become less shiny when used outdoors	NEN-EN13501-1 A1 *
Hot dip galvanized steel legs	<ul style="list-style-type: none"> Most durable method for protecting metal from rusting Protective layer Very long life span 100% recyclable Cradle to Cradle Certified™ 	8	50 - 100	7,50 10 ³ kg/m ³	Outdoor & indoor	n.a.	Very good, galvanisation will however become less shiny when used outdoors	NEN-EN13501-1 A1 *
Structured powder coated aluminium tabletop, bench & legs	<ul style="list-style-type: none"> A technique of applying dry paint to a part Electrostatically charged and sprayed onto the object More scratch-resistant than non structured powder coating 	8	50 - 100	2,70 10 ³ kg/m ³	Outdoor & indoor	n.a.	Very good: color can fade to some extent when exposed to UV	NEN-EN13501-1 A2-s1 **
Structured powder coated zinc steel stabilizing support	<ul style="list-style-type: none"> A technique of applying dry paint to a part Electrostatically charged and sprayed onto the object More scratch-resistant than non structured powder coating 	8	50 - 100	2,70 10 ³ kg/m ³	Outdoor & indoor	n.a.	Very good: color can fade to some extent when exposed to UV	NEN-EN13501-1 A2-s1 **

NEN-EN13501-1 A2-s1

Satisfying the same criteria as class B for the SBI-test according to EN 13823. In addition, under conditions of a fully developed fire these products will not significantly contribute to the fire load and fire growth

Good to know

- 'Hopper' stands for 'Hop Picker', because the range is inspired by hop gardens, harvests and beer fests.
- The Hopper bench legs are cut out of an aluminium or metal sheet nearly without any loss of material.
- PEFC™ certified wood originates from sustainably managed forests.

Floor fastening

Hopper bench always has two anchoring holes per leg (ø 12mm), to be fixed with bolts.



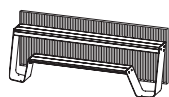
F.A.Q.

Q: *Do you need to oil the wood?*

A: Just like other types of wood, wood will gradually become rougher and start to turn grey as a consequence of exposure to the sun and rain. Small cracks and crevices can also appear as part of this process. We strongly advise everyone to treat the furniture with our Wood Protector. This 100% natural oil controls the moisture level within the wood, which makes the planks stay stable for longer, and the layer of oil also helps to prevent spilled liquids from being absorbed, so that stains tend to stay superficial. It is best to repeat this treatment at regular intervals.

Applications


Against a balustrade or against a wall.



Freestanding (anchored to the floor)



Freestanding with stabilizing supports



Maintenance

POWDER COATED PARTS

- White powder coating obviously requires more maintenance.

GALVANIZED PARTS




- Clean with lukewarm water and a mild detergent or Extremis multi cleaner.

WOOD

- Clean regularly with mild detergent.
- Thorough cleaning with Extremis Wood Cleaner.
- Oil the wood with Extremis Wood Protector. We recommend oiling the wood at regular intervals depending from location and general weather conditions.
- In order to smoothen the surface again after a thorough cleaning, lightly sand your wood with 80 grit sanding paper or a sanding pad.

RECOMMENDED USE

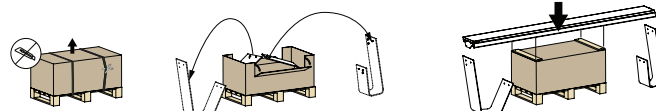
- For Extremis Wood protector:

 1L	 0.5L	
7 to 10 wood care treatments for 240	3 to 5 wood care treatments for 240	100 - 150 ml for one Hopper bench 240
3 to 5 wood care treatments for 300	2 to 4 wood care treatments for 300	150 - 250 ml for one Hopper bench 300

Important

Use our packaging material for better support to attach the legs to the tabletop.

1. Leave the box on the pallet.
2. Remove the lid of the box.
3. Take the legs out of the box.
4. Put the lid back on the box.
5. Put the tabletop on top of the box.
6. Assemble the Hopper bench AA.



Warnings

General

- Do not use any sharp tools to open the packaging.
- We strongly advise against using power tools.
- Tripping hazard, mind your step.
- Do not put out cigarettes on the table.
- Not graffiti proof.
- Do not leave children unattended whilst playing on the table.
- To avoid danger of suffocation, keep plastic bags away from babies and children.
- Colors can differ over years and from batch to batch.

Product

- Do not drag the table, but carry it with minimum 2 people.
- Anchoring the product has to be done by qualified people.
- For anchoring: use suitable bolts or screws from a specialized store depending on the material your terrace is made of.
- The packaging material of the legs must stay intact, you need it to attach the legs to the tabletop.
- 240 cm: max. 5 people or 400 kg per bench - 300 cm: max. 6 people or 480 kg per bench.
- Regularly clean the flat surface of the legs.
- Always fix Hopper bench to the ground when you

are not using the stabilizing supports.

- The table allows you to sit on the tabletop.

Wood

- When delivered, the wood is untreated.
- Wood is a natural material and its look is different for every slat, plank and tree.
- Wood will gradually become rougher and start to turn grey as a consequence of exposure to the sun and rain. We recommend oiling the wood at regular intervals depending from location and general weather conditions.
- Clean regularly with mild detergent. Never use a high pressure cleaner as this will roughen the wood's smooth surface and irreparably damage the wood's fiber.
- Thorough cleaning with Extremis Wood Cleaner.
- We strongly recommend that you treat your wood with wood protector to protect it from stains - small cracks and crevices can also appear as part of this process. We strongly advise everyone to treat the furniture with our Wood Protector.

Galvanized steel

- Galvanization will become less shiny when used outdoors.
- Flame retarding - NEN-EN13501-1 A1 - Class A1

products will not contribute to fire in any stage, including fully developed fire. For this reason, they are assumed to be capable of satisfying all requirements of all lower classes as well.

- Possible impurities in the immersion tank can cause black marks during galvanization, which are intrinsic to this industrial finishing technique.
- White marks on this zinc layer are also intrinsic to this procedure and will disappear when the furniture is put outdoors.
- This industrial finishing technique may result in a rougher surface. This is intrinsic to the process.

Powder coating

- White powder coating requires more maintenance.
- Do not use abrasive scouring powders or scourers as they will scratch the surface.
- Color can fade to some extent when exposed to UV.
- Flame retarding - NEN-EN13501-1 A2-sl - Satisfying the same criteria as Class B for the SBI-test according to EN13823. In addition, under conditions of a fully developed fire these products will not significantly contribute to the fire load and fire growth.
- Dark colors can get very hot in sunny weather.

The content of this document, in particular the mentioned models, is protected by copyrights and/or design rights. The present document and its content is communicated to you for information purposes only. Any partial or total reproduction or any other use without our prior written permission is strictly prohibited. This technical sheet remains subject to possible changes. **All dimensions are in mm**, unless mentioned otherwise. Extremis is not responsible for the errors in the documentation of products. All measurements are approximate and are provided for informational purposes only.

Tech sheet
20231205