

# Sensu duo diamond

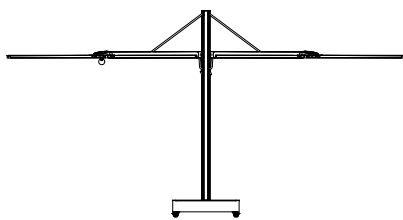

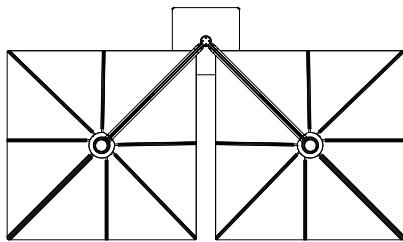
© Design by Dirk Wynants for Extremis, 2022

extremis®



## Dimensions


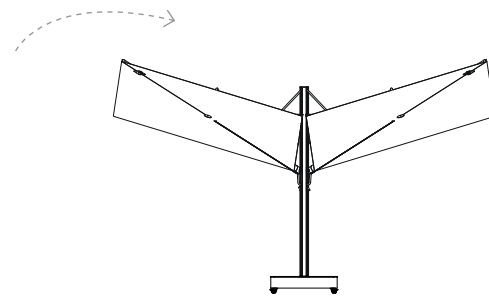
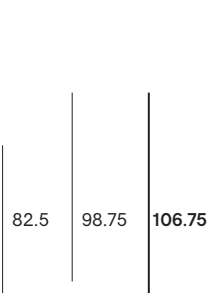
The Sensu duo diamond is available in one dimension  
In combination with the wheel base



ø4.5

98.5

207



## Box dimensions

The Sensu duo diamond comes in 4 boxes

Box 1: Shade pole



Box 2: Shade arm (x2)




Box 3: Cover



Box dimensions (inch)		L	W	H	Qty	Volume (ft <sup>3</sup> )	Gross weight (lb)	Net weight (lb)	Packaging weight (lb)
Sensu duo diamond	Box 1	108.25	13.0	14.25	1	11,65	70,55	63,93	6,61
	Box 2	91.0	7.75	14.25	2	12,01	105,82	94,80	11,02
	Box 3	104.25	5.5	5.5	1	1,77	8,82	3,31	5,51
Total:						<b>26,49</b>	<b>198,42</b>	<b>174,17</b>	<b>24,24</b>

## Wheel base dimensions

The wheel base is available in one dimension



34.5



34.5

8.75

## Box dimensions

The wheel base comes in 1 box

Box 2: Wheel base



Box dimensions (inch)		L	W	H	Qty	Volume (ft <sup>3</sup> )	Gross weight (lb)	Net weight (lb)	Packaging weight (lb)
Wheel base	Box 2	37.5	37.5	7.75	1	6.36	68.34	66.14	2.20

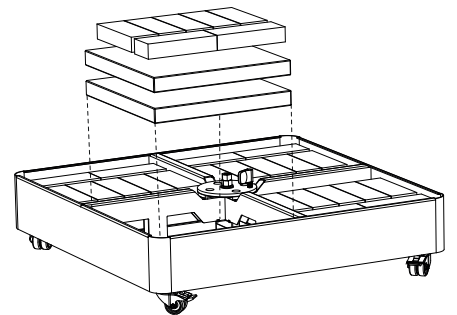
### Purchase from Extremis

The concrete weights (337 lb) are optional and not included with the wheel base.

In case the weights are ordered, they are stacked on a pallet.

Large tiles: 8 pieces - 253 lb - 15.75 x 15.75 x 1.5 inch

Top layer tiles: 28 pieces - 84 lb - 7.75 x 3.25 x 1.5 inch



### Specifications for own purchase

Minimum total weight requirements 330 lb

#### Recommended base tile dimensions

(8 pieces = 253 lb)

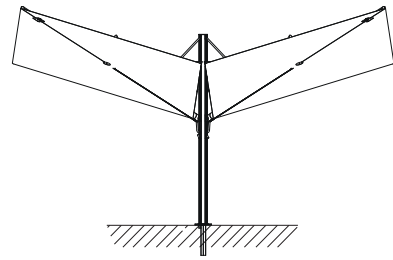
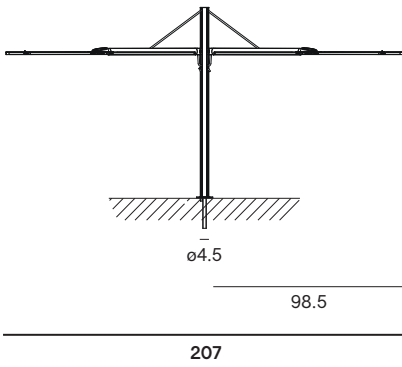

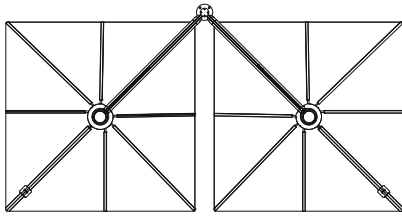
	Minimum	Maximum
Size	15 x 15	16 x 16
Thickness	1.5	1.75

#### Recommended top layer tiles dimensions

( +/- 84 lb)

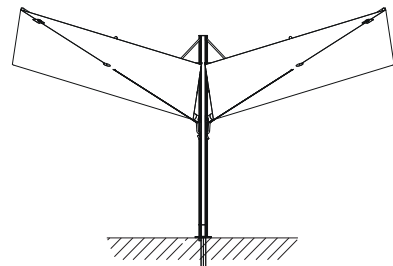
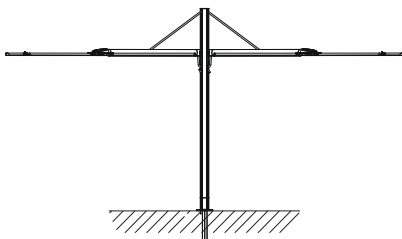

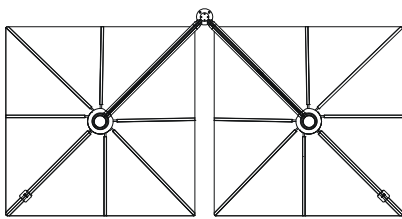
	Maximum
Size	12 x 12
Thickness	1.75

In combination with the permanent fixation

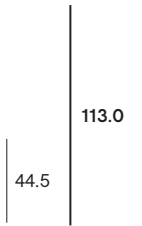
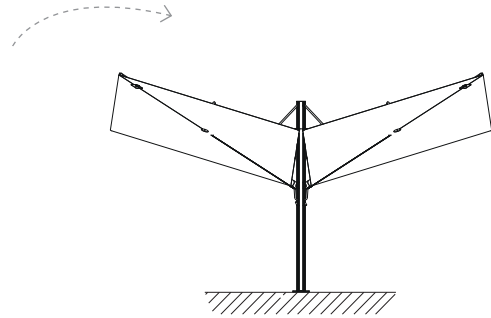
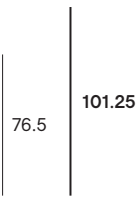
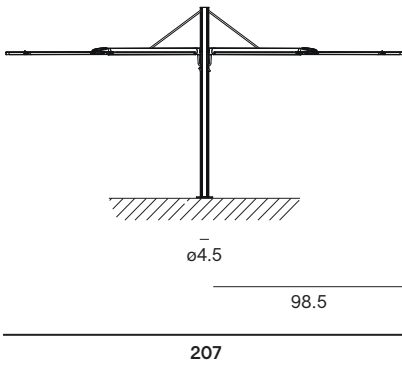

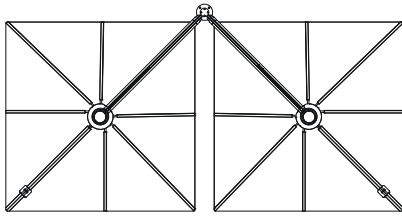


In combination with the permanent fixation & pole extension

(It is highly recommended to use the pole extension when using the permanent fixation, to increase the height by 15 cm to ensure head clearance)

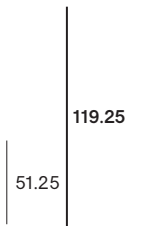
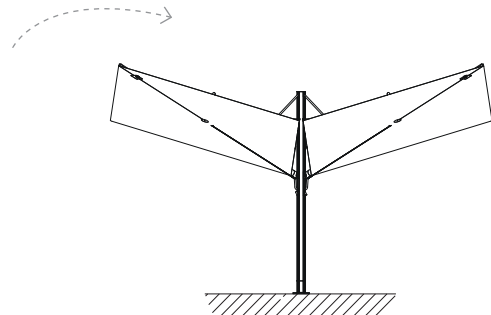
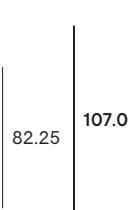
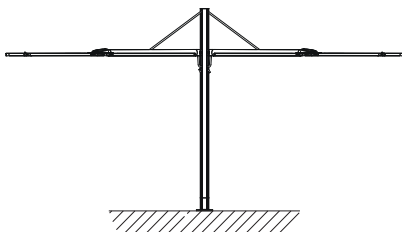

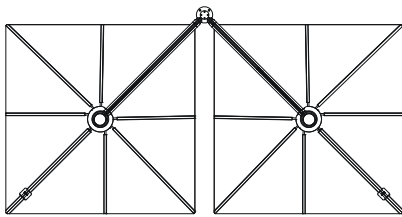


In combination with floor fastening



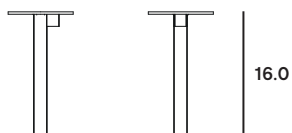
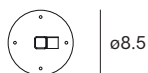
In combination with floor fastening & pole extension

(It is highly recommended to use the pole extension when using the floor fastening, to increase the height by 15 cm to ensure head clearance)



## Permanent fixation dimensions

The permanent fixation is available in one dimension



## Permanent fixation box dimensions

The permanent fixation comes in 1 box

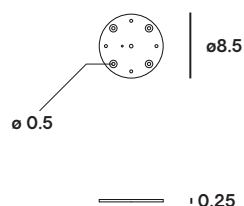
[Box 7: permanent fixation](#)



Box dimensions (inch)		L	W	H	Qty	Volume (ft <sup>3</sup> )	Gross weight (lb)	Net weight (lb)	Packaging weight (lb)
Permanent fixation	Box 7	8.75	8.75	21.75	1	1,06	22,05	20,94	1,10

## Floor fastening dimensions

The floor fastening is available in one dimension



## Floor fastening box dimensions

The floor fastening comes in 1 box

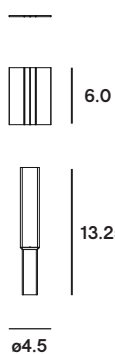
[Box 8: floor fastening](#)



Box dimensions (inch)		L	W	H	Qty	Volume (ft <sup>3</sup> )	Gross weight (lb)	Net weight (lb)	Packaging weight (lb)
Floor fastening	Box 8	7.75	7.75	6.0	1	0,35	11,46	11,02	0,44

## Pole extension dimensions

The pole extension is available in one dimension



## Floor fastening box dimensions

The pole extension comes in 1 box

[Box 9: pole extension](#)




Box dimensions (inch)		L	W	H	Qty	Volume (ft <sup>3</sup> )	Gross weight (lb)	Net weight (lb)	Packaging weight (lb)
Pole extension	Box 9	15.75	5.5	5.5	1	0,35	8,82	8,38	0,44

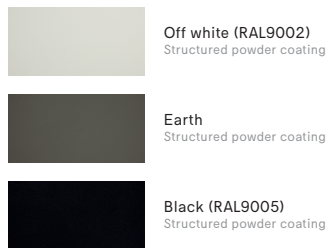
# Materials & colors

Check price list or [www.extremis.com](http://www.extremis.com) for current materials & colors

## Fabric



## Pole & base



Materials	Key facts	Thickness	Layer thickness	Density	In/outdoor	Water	UV color fastness	Flame retarding
		inch	micron					
Acrylic fabric	<ul style="list-style-type: none"> <li>100% solution dyed Acrylic</li> <li>Dirt repellent</li> <li>Not waterproof</li> </ul>	0.11	n.a.	0,47 oz/ft <sup>2</sup>	Outdoor & indoor	The fabric has a water column of 350 mm (EN 20811)	7/8 (ISO 105-B02)	/
Structured powder coated aluminium pole	<ul style="list-style-type: none"> <li>A technique of applying dry paint to a part</li> <li>Electrostatically charged and sprayed onto the object</li> <li>More scratch-resistant than non structured powder coating</li> </ul>	0.07 - 0.16	50 - 100	0,17 10 <sup>9</sup> lb/ft <sup>3</sup>	Outdoor & indoor	n.a.	Very good: color can fade to some extent when exposed to UV	NEN -EN13501-1 A2-s1 **
Stainless steel 316 handle	<ul style="list-style-type: none"> <li>High rust resistance</li> <li>Periodical maintenance required</li> </ul>	0.08 - 0.20	n.a.	0,49 10 <sup>9</sup> lb/ft <sup>3</sup>	Outdoor & indoor	n.a.	Very good	NEN -EN13501-1 A1*
Fiberglass balleens	<ul style="list-style-type: none"> <li>Made with pultrusion technique: a non-stop process of fiberglass wires pulled through a bath of polyester</li> <li>Strong</li> <li>Lightweight</li> </ul>	0.63	n.a.	0,45 10 <sup>9</sup> lb/ft <sup>3</sup>	Outdoor & indoor	n.a.	Very good: color can fade to some extent when exposed to UV	/
Aluminium balleen supports	<ul style="list-style-type: none"> <li>A process aimed at thickening the existing aluminium oxide layer</li> <li>Thickest layer of protection</li> </ul>	0.79	50 - 100	0,17 10 <sup>9</sup> lb/ft <sup>3</sup>	Outdoor & indoor	n.a.	Very good	NEN -EN13501-1 A1*
Structured powder coated steel base	<ul style="list-style-type: none"> <li>A technique of applying dry paint to a part</li> <li>Electrostatically charged and sprayed onto the object</li> <li>More scratch-resistant than non structured powder coating</li> </ul>	0.07 - 0.16	50 - 100	0,17 10 <sup>9</sup> lb/ft <sup>3</sup>	Outdoor & indoor	n.a.	Very good: color can fade to some extent when exposed to UV	NEN -EN13501-1 A2-s1 **
Cover	<ul style="list-style-type: none"> <li>100% polyester</li> <li>Polyuréthane coating</li> <li>Breathable, so not 100% waterproof</li> </ul>	0.50	n.a.	8,46 oz/ft <sup>2</sup>	Outdoor & indoor	Water repellent & breathable	6-8/8 (ISO 105-B02)	/

### NEN-EN13501-1 A1

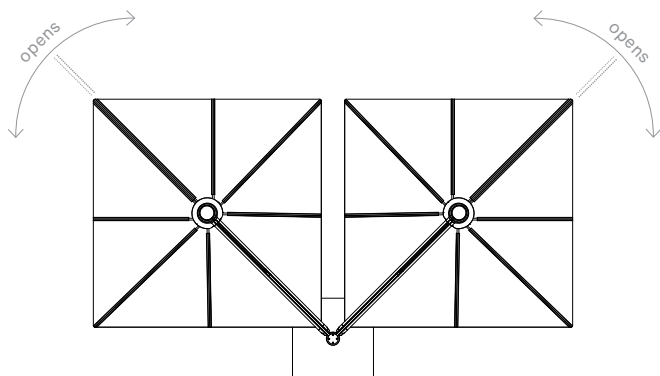
Class A1 products will not contribute to fire in any stage, including fully developed fire. For this reason, they are assumed to be capable of satisfying all requirements of all lower classes as well.

### NEN-EN13501-1 A2-s1

Satisfying the same criteria as class B for the SBI-test according to EN 13823. In addition, under conditions of a fully developed fire these products will not significantly contribute to the fire load and fire growth

## Good to know

- Sensu duo square opens like a fan from the center.
- Not possible to tilt the shade 90 degrees when both shades are opened.
- The diameter of the pole is  $\varnothing 4.5$  in
- The shade cover is included.



## Maintenance

### POWDER COATED PARTS

- White powder coating obviously requires more maintenance.

### ACRYLIC FABRIC

- Shake or brush off loose dirt immediately.
- Spray Extremis Multi Cleaner.
- Use a soft brush and make circular movements.
- Let the suds soak in for a moment.
- Rinse thoroughly to remove all soap residue.
- Simply allow to dry.

### STAINLESS STEEL PARTS

- Clean regularly with a dry cloth and some stainless steel cleaner.

## F.A.Q.

**Q:** *Is the fabric 100% waterproof?*

**A:** With light rain you stay easily seated under the shade. The fabric is slightly slanted in opened position. With heavy rain, the canvas lets through only a little bit of water. This is typical for the fabric and necessary, because the fabric should be able to ventilate.

**Q:** *Can you remove the fabric for washing?*

**A:** We do not advise this but it is possible. In the first place, you should close the shade when you do not use it and protect it with its cover. This protects the shade from getting dirty.

**Q:** *How wind resistant is the shade?*

**A:** Tests in a windtunnel have shown that the shade withstands wind speeds up to 31 mph. Still, we strongly advise to close it sooner (from 18 mph is the rule of thumb).

**Q:** *Do you need to use a shade cover?*

**A:** The cover is needed to protect and fix the shade when not in use. Protect your shade from polluted rain, bird droppings, dust and heavy winds to avoid marks or stains on the shade fabric.

## Warnings

### General

- Do not use any sharp tools to open the packaging.
- We strongly advise against using power tools.
- Tripping hazard, mind your step.
- Do not put out cigarettes on the shade.
- Not graffiti proof.
- Do not leave children unattended whilst playing on the shade.
- Colors can differ over years and from batch to batch.

### Product

- Do not drag the shade, but carry it with minimum 2 people.
- Anchoring the product has to be done by qualified people.
- For anchoring: use suitable bolts or screws from a specialized store depending on the material your terrace is made of.

- In case of strong winds or if it is not being used, close the shade and tilt the latches downwards. Put the protective cover over the shade to prevent it from blowing open or getting dirty.
- For ventilation purposes, the cover is not 100% water proof.
- Store the shade when not in use for a long time as follows: completely dry and in a dry environment.
- Do not leave the shade closed for a long time when the shade fabric is still damp or wet.
- Do not leave the shade unattended when opened.
- Tests in a windtunnel have shown that the shade withstands wind speeds up to 31 mph. Still, we strongly advise to close it sooner (from 18 mph is the rule of thumb).
- We advise to position the shade in the direction of the wind, put the arm in a  $5^{\circ}$  to  $10^{\circ}$  angle.

### Powder coating

- White powder coating requires more maintenance.
- Do not use abrasive scouring powders or scourers as they will scratch the surface.
- Color can fade to some extent when exposed to UV.
- Flame retarding - NEN-EN13501-1 A2-s1 - Satisfying the same criteria as Class B for the SBI-test according to EN13823. In addition, under conditions of a fully developed fire these products will not significantly contribute to the fire load and fire growth.
- Dark colors can get very hot in sunny weather.

### Acrylic fabric

- Not waterproof, store inside!
- Shake or brush off loose dirt immediately.
- UV color fastness: 7/8 (ISO 105-B02).

The content of this document, in particular the mentioned models, is protected by copyrights and/or design rights. The present document and its content is communicated to you for information purposes only. Any partial or total reproduction or any other use without our prior written permission is strictly prohibited. This technical sheet remains subject to possible changes. **All dimensions are in inch**, unless mentioned otherwise. Extremis is not responsible for the errors in the documentation of products. All measurements are approximate and are provided for informational purposes only.

**Tech  
sheet**  
20241127