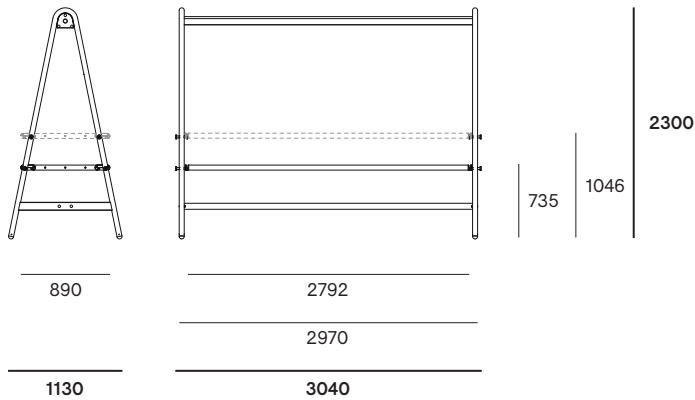


Dimensions

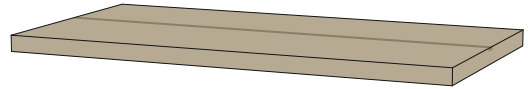
The AMAi base module is available in one dimension



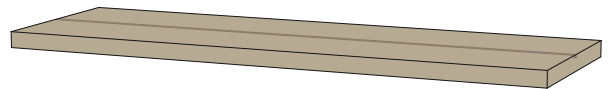
Box dimensions

The AMAi comes in 6 boxes

Box 1: A-frame (2x)



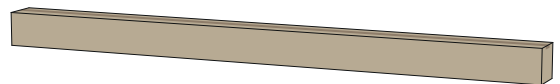
Box 2: Tabletop



Box 3: Footrest



Box 4: Top profile/tube



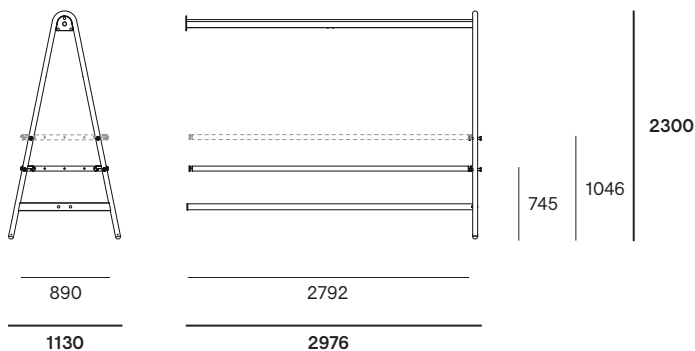
Box 5: Mounting kit



Box dimensions (mm)		L	W	H	Qty	Volume (m ³)	Gross weight (kg)	Net weight (kg)	Packaging weight (kg)
Powder coated version	Box 1	2350	1200	84	2	0,47	37,2	32,20	5,00
(with powder coated tabletop)	Box 2	2900	940	84	1	0,23	54,30	52,30	2,00
	Box 3	2900	190	70	1	0,04	10,70	9,50	1,20
	Box 4	2915	180	150	1	0,09	18,90	16,90	2,00
	Box 5	200	150	90	1	0,01	0,60	0,50	0,10
	Total:					0,84	121,70	111,40	10,30
Galvanized version	Box 1	2350	1200	84	2	0,47	37,2	32,20	5,00
(with powder coated tabletop)	Box 2	2900	940	84	1	0,23	54,30	52,30	2,00
	Box 3	2900	190	70	1	0,04	10,70	9,50	1,20
	Box 4	2915	180	150	1	0,09	11,90	9,90	2,00
	Box 5	200	150	90	1	0,01	0,60	0,50	0,10
	Total:					0,84	114,70	104,40	10,30

Extension module

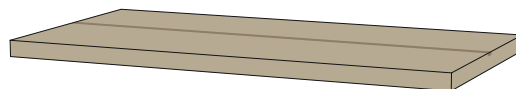
The AMAi extension module is available in one dimension



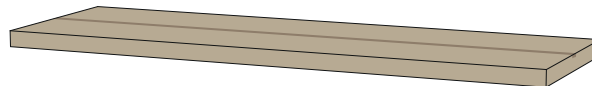
Box dimensions

The extension module comes in 5 boxes

Box 1: A-frame (1x)



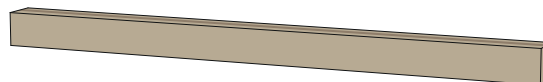
Box 2: Tabletop



Box 3: Footrest



Box 4: Top profile/tube



Box 6: Mounting kit extension



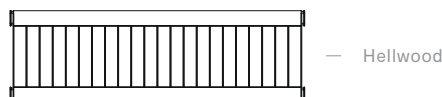

Box dimensions (mm)		L	W	H	Qty	Volume (m ³)	Gross weight (kg)	Net weight (kg)	Packaging weight (kg)
Powder coated version	Box 1	2350	1200	84	1	0,24	18,60	16,10	2,50
(with powder coated tabletop)	Box 2	2900	940	84	1	0,23	54,30	52,30	2,00
	Box 3	2900	190	70	1	0,04	10,70	9,50	1,20
	Box 4	2915	180	150	1	0,09	18,90	16,90	2,00
	Box 6	200	150	90	1	0,01	0,60	0,50	0,10
	Total:					0,61	103,10	95,30	7,80
Galvanized version	Box 1	2350	1200	84	1	0,24	18,60	16,10	2,50
(with powder coated tabletop)	Box 2	2900	940	84	1	0,23	54,30	52,30	2,00
	Box 3	2900	190	70	1	0,04	10,70	9,50	1,20
	Box 4	2915	180	150	1	0,09	11,90	9,90	2,00
	Box 6	200	150	90	1	0,01	0,60	0,50	0,10
	Total:					0,61	96,10	88,30	7,80

Tabletop options

The tabletop is available in one dimension

There are multiple material options for the tabletop centerplate

Tabletop centerplates	Gross weight (kg)	Net weight (kg)	Packaging weight (kg)
Powder coated	54,30	52,30	2,00
Hellwood	144,00	142,00	2,00



Outdoor/indoor lighting & electricity module

The lighting & electricity module is available in one dimension

2 dimmable [LED lights](#) in the center of the profile
 Color temperature of 3000K (warm white)
 Beam angle of 50°
 1380 mA / 46 W / 50-60 Hz / IP54
 Europe: 220 V / US: 120 V / Japan: 100 V

Electrical Plug

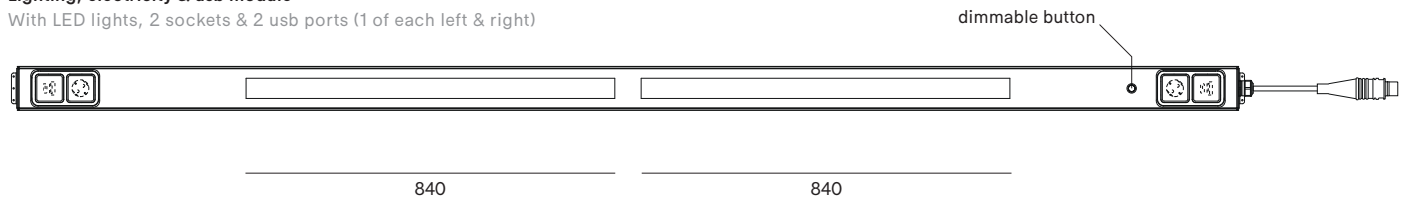
16 A — 250 V

USB & USBC module

3 A — 5 V — 15 W


Lighting, electricity & usb module

With LED lights, 2 sockets & 2 usb ports (1 of each left & right)




Box dimensions (mm)		L	W	H	Qty	Volume (m3)	Gross weight (kg)	Net weight (kg)	Packaging weight (kg)
Lighting & electricity module	Box 7	2825	120	85	1	0,03	17,00	15,00	2,00

Types of electrical plugs



Type of USB module

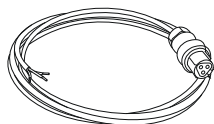


Connection cable

The connection cable is available in one dimension

One cable can power 4 AMAi modules.
 Consult Extremis when using several heating or kitchen appliances
 In countries where this type of plug is not used, a different plug will need to be fitted

Connection cable Female
 PVC cable H05VV-F
 Length 5 m



250 V — 20 A — 4 kV — IP66/68

Box dimensions (mm)		L	W	H	Qty	Volume (m3)	Gross weight (kg)	Net weight (kg)	Packaging weight (kg)
Connection cable	Box 8	200	140	140	1	0,01	2,20	2,00	0,20

Box dimensions

The lighting & electricity module comes in 1 box

[Box 7](#): lighting & electricity module



Box dimensions

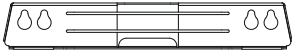
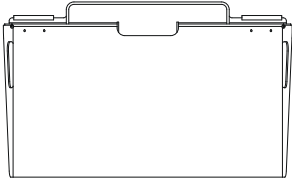
The connection cable comes in 1 box

[Box 8](#): connection cable



Add-on table

The add-on table is available in one dimension

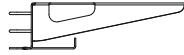


190

516

888

934



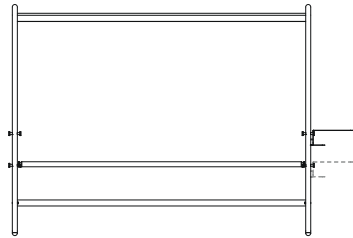
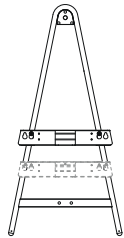
150

397

64

190

472



745

1046

3427

Box dimensions

The add-on table comes in 1 box

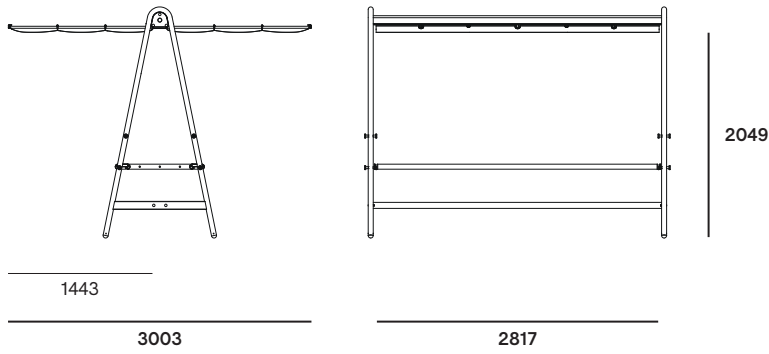
Box 9: Add-on table



Box dimensions (mm)		L	W	H	Qty	Volume (m ³)	Gross weight (kg)	Net weight (kg)	Packaging weight (kg)
Add-on table	Box 9	940	475	150	1	0,07	13,50	12,80	0,70

Shade

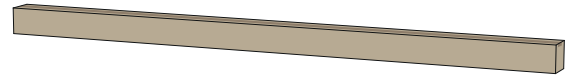
The shade is available in one dimension



Box dimensions

The shade comes in 1 box

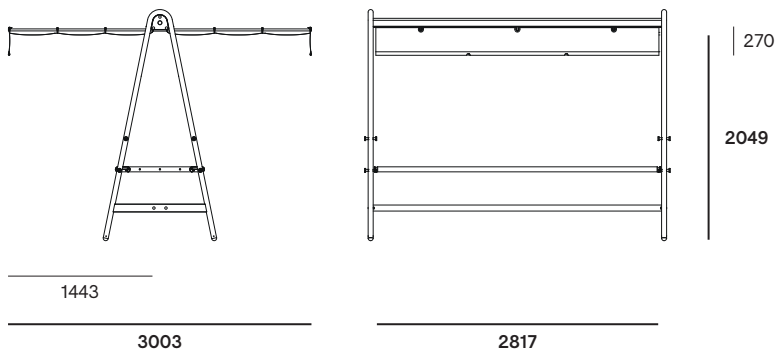
Box 10: Fabric + supports



Box dimensions (mm)		L	W	H	Qty	Volume (m3)	Gross weight (kg)	Net weight (kg)	Packaging weight (kg)
Shade (1 set)	Box 10	3015	146	140	1	0,06	12,00	10,00	2,00

Market shade

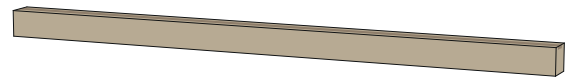
The market shade is available in one dimension



Box dimensions

The market shade comes in 1 box

Box 11: Fabric + supports

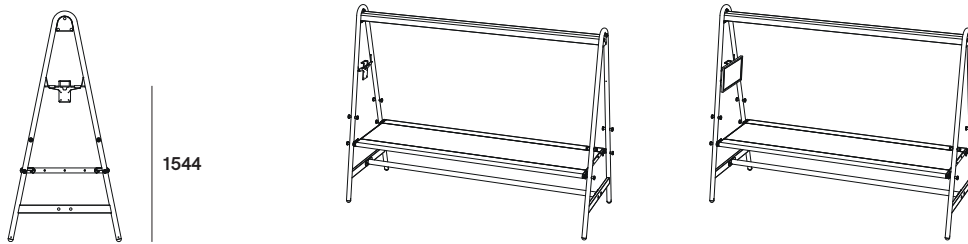
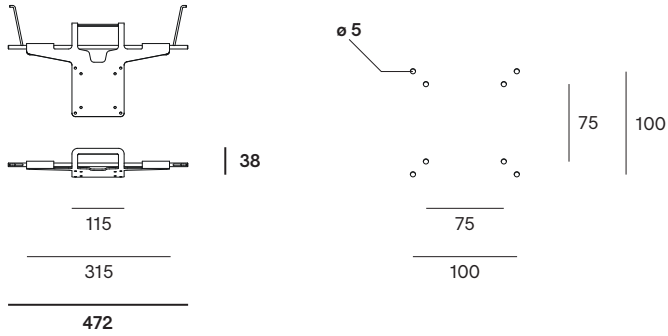


Box dimensions (mm)		L	W	H	Qty	Volume (m3)	Gross weight (kg)	Net weight (kg)	Packaging weight (kg)
Market shade (1 set)	Box 11	3015	146	140	1	0,06	13,00	11,00	2,00

Screenholder

The screenholder is available in one dimension

Vesa connection for computer monitor, not for a television



Box dimensions

The screenholder comes in 1 box

Box 12: screenholder

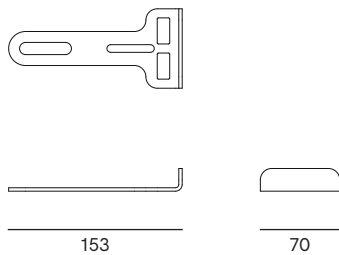


Box dimensions (mm)		L	W	H	Qty	Volume (m ³)	Gross weight (kg)	Net weight (kg)	Packaging weight (kg)
Screenholder	Box 12	400	300	100	1	0,01	1,50	1,30	0,20

Tabletop fixation

The tabletop fixation is available in one dimension

Can only be combined when the tabletop is in the highest position



Box dimensions

The tabletop fixation comes in 1 box

Box 13: tabletop fixation



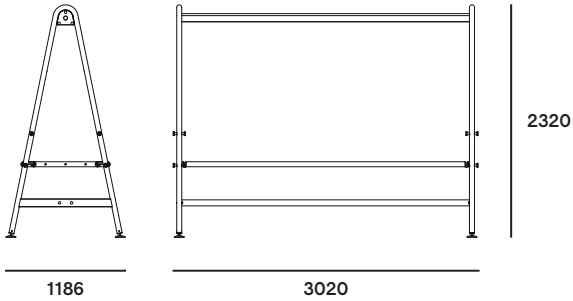
Box dimensions (mm)		L	W	H	Qty	Volume (m ³)	Gross weight (kg)	Net weight (kg)	Packaging weight (kg)
Tabletop fixation (1 set)	Box 13	200	150	90	1	0,01	0,30	0,20	0,10

Leveling feet

The leveling feet is available in one dimension



ø100



Box dimensions

The leveling feet comes in 1 box

Box 14: leveling feet

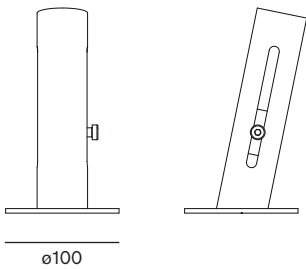
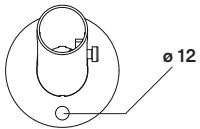


Box dimensions (mm)		L	W	H	Qty	Volume (m ³)	Gross weight (kg)	Net weight (kg)	Packaging weight (kg)
Leveling feet (1 set)	Box 14	200	150	90	1	0,01	0,60	0,50	0,10

Floor fastening

The floor fastening is available in one dimension

The height of the floor fastening can also be adjusted.

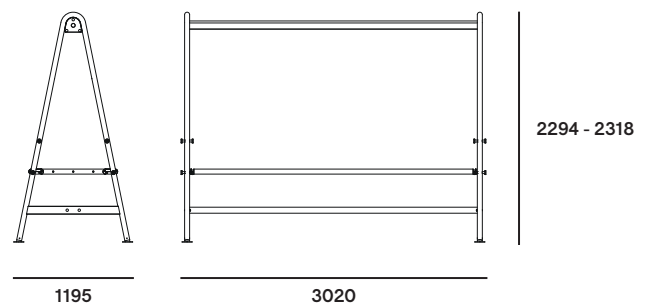


ø100

Box dimensions

The floor fastening comes in 1 box

Box 15: floor fastening

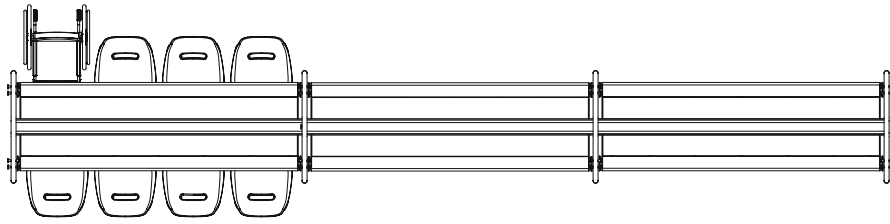


Box dimensions (inch)		L	W	H	Qty	Volume (m ³)	Gross weight (kg)	Net weight (kg)	Packaging weight (kg)
Floor fastening (1 set)	Box 15	200	150	90	1	0,01	0,70	0,60	0,10

Wheelchair accessibility dimensions

As specifications for wheelchair accessibility vary around the world, please review the dimensions below to ensure the measurements of each solution meet the specifications of your local requirements

Only possible when the tabletop is at standard position, accessible on both side




Accessible on both sides when tabletop is at standard position



Not possible when the tabletop is put in the highest position



Not possible on the ends



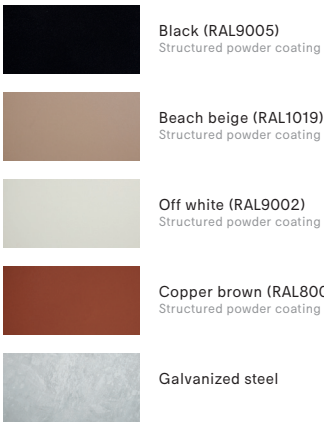
2870




442

685


A-frame & top profile/tube



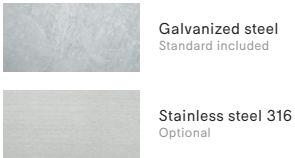
Tabletop centerplate




Tabletop side profiles




Footrest



Shade fabric



Materials	Key facts	Thickness	Layer thickness	Density	In/outdoor	Water	UV color fastness	Flame retarding
		mm	micron					
Structured powder coated stainless steel A-frame	<ul style="list-style-type: none"> • Easy to clean • Stainless steel (for protection against rust), then powder coated • More scratch-resistant than non structured powder coating 	2	50 - 100	8,00 10 ³ kg/m ³	Outdoor & indoor	n.a.	Very good: color can fade to some extent when exposed to UV	NEN-EN13501-1 A1 *
Hot dip galvanized steel A-frame, top tube & footrest	<ul style="list-style-type: none"> • Most durable method for protecting metal from rusting • Protective layer • Very long life span • 100% recyclable • Cradle to Cradle Certified™ 	2	50 - 100	7,50 10 ³ kg/m ³	Outdoor & indoor	n.a.	Very good, galvanization will however become less shiny when used outdoors	NEN-EN13501-1 A1 *
Structured powder coated aluminium tabletop side profiles & top profile	<ul style="list-style-type: none"> • A technique of applying dry paint to a part • Electrostatically charged and sprayed onto the object • More scratch-resistant than non structured powder coating 	2-10	50 - 100	2,70 10 ³ kg/m ³	Outdoor & indoor	n.a.	Very good: color can fade to some extent when exposed to UV	NEN-EN13501-1 A2-s1 **
Structured powder coated ZnAlMg steel tabletop centerplate	<ul style="list-style-type: none"> • A technique of applying dry paint to a part • Electrostatically charged and sprayed onto the object • More scratch-resistant than non structured powder coated 	2	60	7,50 10 ³ kg/m ³	Outdoor & indoor	n.a.	Very good: color can fade to some extent when exposed to UV	NEN-EN13501-1 A2-s1 **
Hellwood tabletop centerplate	 <ul style="list-style-type: none"> • Durability CLASS 1 • Carries the PEFC™ label for durable forestry • Feels comfortable in all weather conditions • Advisable to oil the wood 	24	n.a.	+/- 600 kg/m ³	Outdoor & indoor	n.a.	Untreated wood turns grey after a while	/
Stainless steel 316 footrest & shade structure	<ul style="list-style-type: none"> • High rust resistance • Periodical maintenance required 	2	n.a.	8,00 10 ³ kg/m ³	Outdoor & indoor	n.a.	Very good	NEN-EN13501-1 A1 *
High-tech polyester fabric	<ul style="list-style-type: none"> • High UV resistance and ultra strong • Low weight / high tear strength • Long-term appearance 	0,37	n.a.	250 g/m ²	Outdoor & indoor	Water column of 350 mm (EN 20811)	7/8 (ISO 105-B02)	/
LED light	<ul style="list-style-type: none"> • Color temperature of 3000K • Beam angle of 50° • 1380 mA • 46 W • 220 V - 50/60 Hz 	n.a.	n.a.	n.a.	Outdoor & indoor		/	/

NEN-EN13501-1 A1
NEN-EN13501-1 A2-s1

Class A1 products will not contribute to fire in any stage, including fully developed fire. For this reason, they are assumed to be capable of satisfying all requirements of all lower classes as well. Satisfying the same criteria as class B for the SBI-test according to EN 13823. In addition, under conditions of a fully developed fire these products will significantly contribute to the fire load a fire growthwell.

Good to know

- PEFC™ certified wood (Hellwood) originates from sustainably managed forests.
- Casambi Bluetooth electricity module.
- Patented

Floor fastening

AMAI comes with an optional floor anchoring set: four steel plates to be fixed with bolts.

F.A.Q.

Q: *Do you need to oil the wood?*

A: Just like other types of wood, wood will gradually become rougher and start to turn grey as a consequence of exposure to the sun and rain. Small cracks and crevices can also appear as part of this process. We strongly advise everyone to treat the furniture with our Wood Protector. This 100% natural oil controls the moisture level within the wood, which makes the planks stay stable for longer, and the layer of oil also helps to prevent spilled liquids from being absorbed, so that stains tend to stay superficial. It is best to repeat this treatment at regular intervals.

Q: *How wind resistant is the shade?*

A: Tests in a windtunnel have shown that the shade withstands wind speeds up to 6 on the Beaufort scale (49 km/h). Still, we strongly advise to close it sooner (from 4 on the Beaufort scale is the rule of thumb (28 km/h)).

Maintenance

Find maintenance instructions at the product care section of extremis.com for

POWDER COATED PARTS

- White powder coating obviously requires more maintenance.
- Clean stains with Extremis Multi Cleaner.

GALVANIZED PARTS

- How to repair a damaged zinc layer.

SHADE FABRIC




- Shake or brush off loose dirt immediately.
- Spray Extremis Multi Cleaner.
- Use a soft brush and make circular movements.
- Let the suds soak in for a moment.
- Rinse thoroughly to remove all soap residue.
- Simply allow to dry.

WOOD

- Clean regularly with mild detergent.
- Thorough cleaning with Extremis Wood Cleaner.
- Oil the wood with Extremis Wood Protector. We recommend oiling the wood at regular intervals depending from location and general weather conditions.
- In order to smoothen the surface again after a thorough cleaning, lightly sand your wood with 80 grit sanding paper or a sanding pad.

RECOMMENDED USE

- For Extremis Wood protector:

		
2 to 3 wood care treatments	1 to 2 wood care treatments	300 - 400 ml for one wooden center plate

Warnings

General

- Do not use any sharp tools to open the packaging.
- We strongly advise against using power tools.
- Tripping hazard, mind your step.
- Do not put out cigarettes on the table.
- Not graffiti proof.
- Do not leave children unattended whilst playing on the table.
- To avoid danger of suffocation, keep plastic bags away from babies and children.
- Colors can differ over years and from batch to batch.

Product

- Do not stand or jump on the table.
- Do not drag the table, but carry it with minimum 2 people.
- Anchoring the product has to be done by qualified people.
- For anchoring: use suitable bolts or screws from a specialized store depending on the material your terrace is made of.
- Tests in a windtunnel have shown that the shade withstands wind speeds up to 6 on the Beaufort scale (49 km/h). Still, we strongly advise to close it sooner (from 4 on the Beaufort scale is the rule of thumb (28 km/h)).

Powder coating

- White powder coating requires more maintenance.
- Do not use abrasive scouring powders or scourers as they will scratch the surface.
- Color can fade to some extent when exposed to UV.
- Flame retarding - NEN-EN13501-1 A2-sl - Satisfying the same criteria as Class B for the SBI-test according to EN13823. In addition, under conditions of a fully developed fire these products will not significantly contribute to the fire load and fire growth.
- Dark colors can get very hot in sunny weather.

Galvanized steel

- Galvanization will become less shiny when used outdoors.
- Flame retarding - NEN-EN13501-1 A1 - Class A1 products will not contribute to fire in any stage, including fully developed fire. For this reason, they are assumed to be capable of satisfying all requirements of all lower classes as well.
- Possible impurities in the immersion tank can cause black marks during galvanization, which are intrinsic to this industrial finishing technique.
- White marks on this zinc layer are also intrinsic to this procedure and will disappear when the furniture is put outdoors.
- This industrial finishing technique may result in a rougher surface. This is intrinsic to the process.

Wood

- When delivered, the wood is untreated.
- Wood is a natural material and its look is different for every slat, plank and tree.
- Wood will gradually become rougher and start to turn grey as a consequence of exposure to the sun and rain. We recommend oiling the wood at regular intervals depending from location and general weather conditions.
- Clean regularly with mild detergent. Never use a high pressure cleaner as this will roughen the wood's smooth surface and irreparably damage the wood's fiber.
- Thorough cleaning with Extremis Wood Cleaner.
- We strongly recommend that you treat your wood with wood protector to protect it from stains - small cracks and crevices can also appear as part of this process. We strongly advise everyone to treat the furniture with our Wood Protector.

High-tech polyester

- Shake or brush off loose dirt immediately.
- Do not use any aggressive detergents as they will remove the protective coating of the fabric.
- We strongly advise you not to use a high-pressure hose for cleaning.

The content of this document, in particular the mentioned models, is protected by copyrights and/or design rights. The present document and its content is communicated to you for information purposes only. Any partial or total reproduction or any other use without our prior written permission is strictly prohibited. This technical sheet remains subject to possible changes. **All dimensions are in mm**, unless mentioned otherwise. Extremis is not responsible for the errors in the documentation of products. All measurements are approximate and are provided for informational purposes only.

Tech sheet
20231205