

# Marina picnic

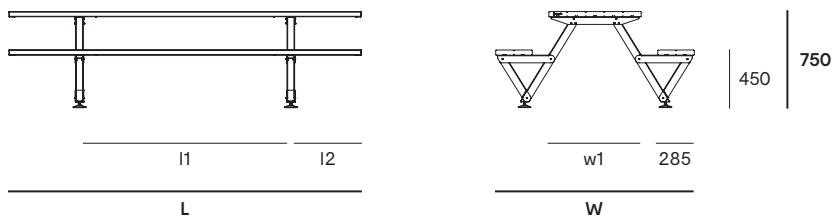
© design by Metrica

extremis®



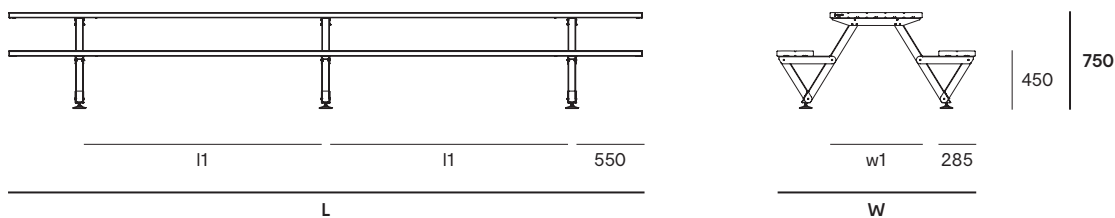
## Dimensions

The Marina picnic with two legs is available in 4 lengths and 2 widths



Dimensions (mm)	L	W 5 prof	W 6 prof	l1	l2	w1 5 prof	w1 6 prof
Marina picnic 165	1650	1540	1700	1100	275	720	870
Marina picnic 220	2200	1540	1700	1100	550	720	870
Marina picnic 275	2750	1540	1700	1650	550	720	870
Marina picnic 330	3300	1540	1700	2200	550	720	870

The Marina picnic with three & four legs are available in several lengths and 2 widths



Dimensions (mm)	L	W 5 prof	W 6 prof	l1	w1 5 prof	w1 6 prof	# legs
Marina picnic 385	3850	1540	1700	1375	720	870	3
Marina picnic 440	4400	1540	1700	1650	720	870	3
Marina picnic 495	4950	1540	1700	1925	720	870	3
Marina picnic 550	5500	1540	1700	2200	720	870	3
Marina picnic 605	6050	1540	1700	1650	720	870	4
Marina picnic 660	6600	1540	1700	1375	720	870	4
Marina picnic 715	7150	1540	1700	2015	720	870	4

# Box dimensions - Marina picnic 2 legs

The Marina picnic comes in 3 or 4 boxes

Box 1: 3 profiles



Box 2: 2 profiles



Box 3: Set picnic legs + mounting kit



Box 4: Endcaps (+ reinforcement profile) + mounting kit



Box dimensions (mm)		L	W	H	Qty	Volume (m <sup>3</sup> )	Gross weight (kg)	Net weight (kg)	Packaging weight (kg)
<b>Marina picnic 165</b>	Box 1	1730	140	120	3	0,09	44,10	40,65	3,45
Tabletop width 720 mm	Box 3	870	218	75	2	0,03	33,20	31,60	1,60
	Box 4	870	145	75	1	0,01	3,10	2,70	0,40
	<b>Total:</b>				<b>0,13</b>	<b>80,40</b>	<b>74,95</b>	<b>5,45</b>	
<b>Marina picnic 165</b>	Box 1	1730	140	120	2	0,06	29,40	27,10	2,30
Tabletop width 870 mm	Box 2	1730	140	80	2	0,04	19,40	17,80	1,60
	Box 3	870	218	75	2	0,03	34,40	32,80	1,60
	Box 4	870	145	75	1	0,01	3,82	3,42	0,40
	<b>Total:</b>				<b>0,14</b>	<b>87,02</b>	<b>81,12</b>	<b>5,90</b>	
<b>Marina picnic 220</b>	Box 1	2280	140	120	3	0,11	58,20	53,40	4,80
Tabletop width 720 mm	Box 3	870	218	75	2	0,03	33,20	31,60	1,60
	Box 4	870	145	75	1	0,01	3,10	2,70	0,40
	<b>Total:</b>				<b>0,15</b>	<b>94,50</b>	<b>87,70</b>	<b>6,80</b>	
<b>Marina picnic 220</b>	Box 1	2280	140	120	2	0,08	38,80	35,60	3,20
Tabletop width 870 mm	Box 2	2280	140	80	2	0,03	25,80	23,60	2,20
	Box 3	870	218	75	2	0,03	34,40	32,80	1,60
	Box 4	870	145	75	1	0,01	3,82	3,42	0,40
	<b>Total:</b>				<b>0,15</b>	<b>102,82</b>	<b>95,42</b>	<b>7,40</b>	
<b>Marina picnic 275</b>	Box 1	2830	140	120	3	0,14	72,90	66,60	6,30
Tabletop width 720 mm	Box 3	870	218	75	2	0,03	33,20	31,60	1,60
	Box 4	870	145	75	1	0,01	3,10	2,70	0,40
	<b>Total:</b>				<b>0,18</b>	<b>109,20</b>	<b>100,90</b>	<b>8,30</b>	
<b>Marina picnic 275</b>	Box 1	2830	140	120	2	0,10	48,60	44,40	4,20
Tabletop width 870 mm	Box 2	2830	140	80	2	0,06	32,20	29,60	2,60
	Box 3	870	218	75	2	0,03	34,40	32,80	1,60
	Box 4	870	145	75	1	0,01	3,82	3,42	0,40
	<b>Total:</b>				<b>0,20</b>	<b>119,02</b>	<b>102,22</b>	<b>8,80</b>	
<b>Marina picnic 330</b>	Box 1	3380	140	120	3	0,17	87,30	79,80	7,50
Tabletop width 720 mm	Box 3	870	218	75	2	0,03	33,20	31,60	1,60
	Box 4	870	145	75	1	0,01	3,10	2,70	0,40
	<b>Total:</b>				<b>0,21</b>	<b>123,60</b>	<b>114,10</b>	<b>9,50</b>	
<b>Marina picnic 330</b>	Box 1	3380	140	120	2	0,11	58,20	53,20	5,00
Tabletop width 870 mm	Box 2	3380	140	80	2	0,08	38,80	35,60	3,20
	Box 3	870	218	75	2	0,03	34,40	32,80	1,60
	Box 4	870	145	75	1	0,01	3,82	3,42	0,40
	<b>Total:</b>				<b>0,23</b>	<b>135,22</b>	<b>125,02</b>	<b>10,20</b>	

# Box dimensions - Marina picnic 3 legs

The Marina picnic comes in 3 or 4 boxes

Box 1: 3 profiles



Box 2: 2 profiles



Box 3: Set picnic legs + mounting kit



Box 4: Endcaps (+ reinforcement profile) + mounting kit



Box dimensions (mm)		L	W	H	Qty	Volume (m <sup>3</sup> )	Gross weight (kg)	Net weight (kg)	Packaging weight (kg)
<b>Marina picnic 385</b>	Box 1	3930	140	120	3	0,20	102,00	93,30	8,70
Tabletop width 720 mm	Box 3	870	218	75	3	0,03	49,80	47,40	2,40
	Box 4	870	145	75	1	0,01	3,10	2,70	0,40
	<b>Total:</b>				<b>0,24</b>		<b>154,90</b>	<b>143,40</b>	<b>11,50</b>
<b>Marina picnic 385</b>	Box 1	3930	140	120	2	0,13	68,00	62,20	5,80
Tabletop width 870 mm	Box 2	3930	140	80	2	0,04	45,20	41,40	3,80
	Box 3	870	218	75	3	0,04	51,60	49,20	2,40
	Box 4	870	145	75	1	0,01	3,82	3,42	0,40
	<b>Total:</b>				<b>0,22</b>		<b>168,62</b>	<b>156,22</b>	<b>12,40</b>
<b>Marina picnic 440</b>	Box 1	4480	140	120	3	0,23	116,40	106,50	9,90
Tabletop width 720 mm	Box 3	870	218	75	3	0,03	49,80	47,40	2,40
	Box 4	870	145	75	1	0,01	3,10	2,70	0,40
	<b>Total:</b>				<b>0,27</b>		<b>169,30</b>	<b>156,60</b>	<b>12,70</b>
<b>Marina picnic 440</b>	Box 1	4480	140	120	2	0,15	77,60	71,00	6,60
Tabletop width 870 mm	Box 2	4480	140	80	2	0,10	51,60	47,40	4,20
	Box 3	870	218	75	3	0,04	51,60	49,20	2,40
	Box 4	870	145	75	1	0,01	3,82	3,42	0,40
	<b>Total:</b>				<b>0,30</b>		<b>184,62</b>	<b>171,02</b>	<b>13,60</b>
<b>Marina picnic 495</b>	Box 1	5030	140	120	3	0,25	131,10	120,00	11,10
Tabletop width 720 mm	Box 3	870	218	75	3	0,03	49,80	47,40	2,40
	Box 4	870	145	75	1	0,01	3,10	2,70	0,40
	<b>Total:</b>				<b>0,29</b>		<b>184,00</b>	<b>170,10</b>	<b>13,90</b>
<b>Marina picnic 495</b>	Box 1	5030	140	120	2	0,17	87,40	80,00	7,40
Tabletop width 870 mm	Box 2	5030	140	80	2	0,11	58,00	53,20	4,80
	Box 3	870	218	75	3	0,04	51,60	49,20	2,40
	Box 4	870	145	75	1	0,01	3,82	3,42	0,40
	<b>Total:</b>				<b>0,32</b>		<b>200,82</b>	<b>185,82</b>	<b>15,00</b>
<b>Marina picnic 550</b>	Box 1	5580	140	120	3	0,28	145,50	133,20	12,30
Tabletop width 720 mm	Box 3	870	218	75	3	0,03	49,80	47,40	2,40
	Box 4	870	145	75	1	0,01	3,10	2,70	0,40
	<b>Total:</b>				<b>0,33</b>		<b>198,40</b>	<b>183,30</b>	<b>15,10</b>
<b>Marina picnic 550</b>	Box 1	5580	140	120	2	0,18	97,00	88,80	8,20
Tabletop width 870 mm	Box 2	5580	140	120	2	0,12	64,60	59,20	5,40
	Box 3	870	218	75	3	0,04	51,60	49,20	2,40
	Box 4	870	145	75	1	0,01	3,82	3,42	0,40
	<b>Total:</b>				<b>0,35</b>		<b>217,02</b>	<b>200,62</b>	<b>16,40</b>

# Box dimensions - Marina picnic 4 legs

The Marina picnic comes in 3 or 4 boxes

Box 1: 3 profiles



Box 2: 2 profiles



Box 3: Set picnic legs + mounting kit



Box 4: Endcaps (+ reinforcement profile) + mounting kit



Box dimensions (mm)		L	W	H	Qty	Volume (m <sup>3</sup> )	Gross weight (kg)	Net weight (kg)	Packaging weight (kg)
<b>Marina picnic 605</b>	Box 1	6130	140	120	3	0,31	160,20	146,40	13,80
Tabletop width 720 mm	Box 3	870	218	75	4	0,06	66,40	63,20	3,20
	Box 4	870	145	75	1	0,01	3,10	2,70	0,40
	<b>Total:</b>					<b>0,38</b>	<b>229,70</b>	<b>212,30</b>	<b>17,40</b>
<b>Marina picnic 605</b>	Box 1	6130	140	120	2	0,21	106,60	97,60	9,00
Tabletop width 870 mm	Box 2	6130	140	80	2	0,14	71,00	65,20	5,80
	Box 3	870	218	75	4	0,06	68,80	65,60	3,20
	Box 4	870	145	75	1	0,01	3,82	3,42	0,40
	<b>Total:</b>					<b>0,42</b>	<b>250,22</b>	<b>231,82</b>	<b>18,40</b>
<b>Marina picnic 660</b>	Box 1	6680	140	120	3	0,34	174,60	159,90	14,70
Tabletop width 720 mm	Box 3	870	218	75	4	0,06	66,40	63,20	3,20
	Box 4	870	145	75	1	0,01	3,10	2,70	0,40
	<b>Total:</b>					<b>0,41</b>	<b>244,10</b>	<b>225,80</b>	<b>18,30</b>
<b>Marina picnic 660</b>	Box 1	6680	140	120	2	0,22	116,40	106,60	9,80
Tabletop width 870 mm	Box 2	6680	140	80	2	0,15	77,40	71,00	6,40
	Box 3	870	218	75	4	0,06	68,80	65,60	3,20
	Box 4	870	145	75	1	0,01	3,82	3,42	0,40
	<b>Total:</b>					<b>0,44</b>	<b>266,42</b>	<b>246,62</b>	<b>19,80</b>
<b>Marina picnic 715</b>	Box 1	7230	140	120	3	0,36	189,30	173,10	16,20
Tabletop width 720 mm	Box 3	870	218	75	4	0,06	66,40	63,20	3,20
	Box 4	870	145	75	1	0,01	3,10	2,70	0,40
	<b>Total:</b>					<b>0,43</b>	<b>258,80</b>	<b>239,00</b>	<b>19,80</b>
<b>Marina picnic 715</b>	Box 1	7230	140	120	2	0,25	126,20	115,40	10,80
Tabletop width 870 mm	Box 2	7230	140	80	2	0,16	83,80	77,00	6,80
	Box 3	870	218	75	4	0,06	68,80	65,60	3,20
	Box 4	870	145	75	1	0,01	3,82	3,42	0,40
	<b>Total:</b>					<b>0,48</b>	<b>282,62</b>	<b>261,42</b>	<b>21,20</b>

## Floor fastening

The floor fastening is available in one version

## Floor fastening box

The floor fastening comes in 1 box

[Box 8: Floor fastening](#)



Box dimensions (mm)		L	W	H	Qty	Volume (m3)	Gross weight (kg)	Net weight (kg)	Packaging weight (kg)
Floor fastening	Box 8	205	145	150	1	0,01	0,30	0,23	0,07

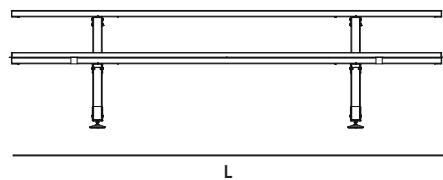
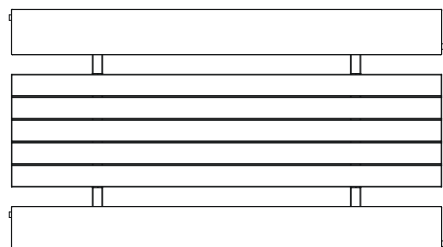
## Cushion

The cushions are available in 3 lengths

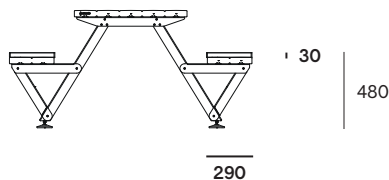
## Cushion bag

The cushions come in 1 plastic bag

[Bag 1: cushion](#)



Dimensions (mm)	L
Cushion 165 cm	1650
Cushion 220 cm	2200
Cushion 275 cm	2750

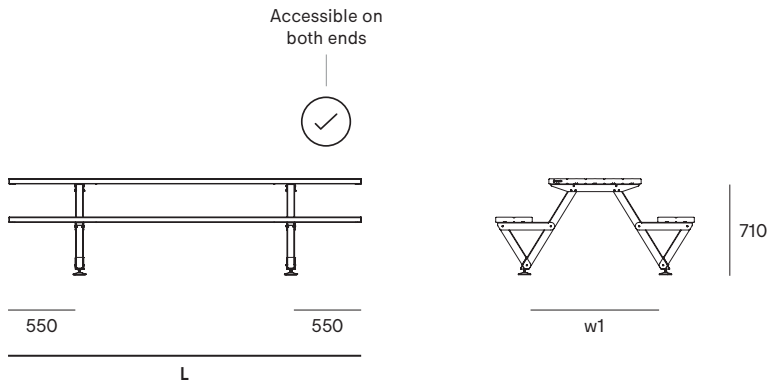


Box dimensions (mm)		L	W	H	Qty	Volume (m3)	Gross weight (kg)	Net weight (kg)	Packaging weight (kg)
Cushion 165 cm	Bag 1	1650	290	30	1	0,01	2,01	2,00	0,01
Cushion 220 cm	Bag 1	2200	290	30	1	0,02	2,71	2,70	0,01
Cushion 275 cm	Bag 1	2750	290	30	1	0,02	3,41	3,40	0,01

# Wheelchair accessibility dimensions

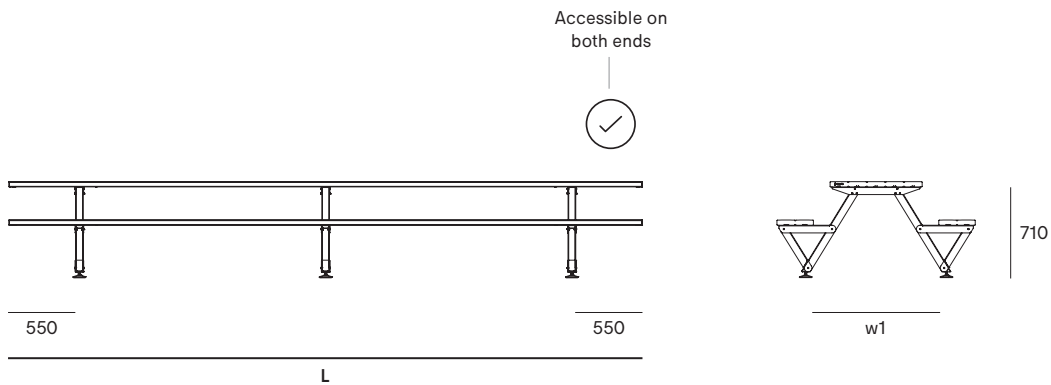
As specifications for wheelchair accessibility vary around the world, please review the dimensions below to ensure the measurements of each solution meet the specifications of your local requirements

The Marina picnic with two legs is wheelchair accessible  
Not possible for the 165 cm version



Dimensions (mm)	L	w1 5 prof	w1 6 prof
Marina picnic 220	2200	1000	1145
Marina picnic 275	2750	1000	1145
Marina picnic 330	3300	1000	1145

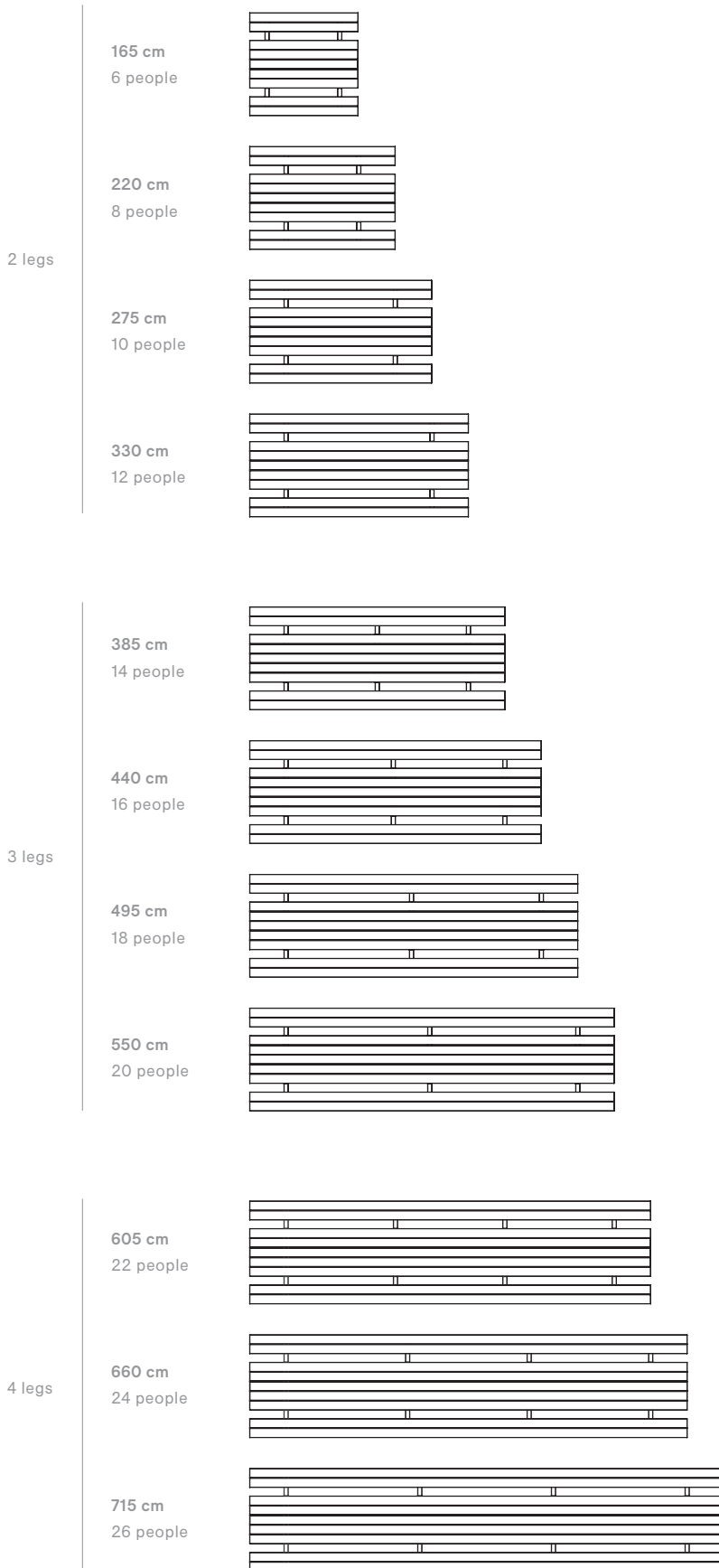
The Marina picnic with three, four, five & six legs are wheelchair accessible



Dimensions (mm)	L	w1 5 prof	w1 6 prof
Marina picnic 385	3850	1000	1145
Marina picnic 440	4400	1000	1145
Marina picnic 495	4950	1000	1145
Marina picnic 550	5500	1000	1145
Marina picnic 605	6050	1000	1145
Marina picnic 660	6600	1000	1145
Marina picnic 715	7150	1000	1145

# Marina picnic


How many people can sit on a Marina picnic?




# Materials & colors

Check price list or [www.extremis.com](http://www.extremis.com) for current materials & colors

## Tabletop, benches legs & endcaps



## Sunbrella® cushions



Materials	Key facts	Thickness	Layer thickness	Density	In/outdoor	Water	UV color fastness	Flame retarding
		mm	micron					
Coated fiberglass tabletop & benches	<ul style="list-style-type: none"> <li>Made with pultrusion technique: a non-stop process of fibre glass wires pulled through a bath of polyester</li> <li>Strong</li> <li>Lightweight</li> </ul>	2,7	n.a.	1,80 10 <sup>3</sup> kg/m <sup>3</sup>	Outdoor & indoor	n.a.	Very good: color can fade to some extent when exposed to UV	/
Structured powder coated zinc steel legs	<ul style="list-style-type: none"> <li>Easy to clean</li> <li>Electro galvanized (for extra protection against rust), then powder coated</li> <li>More scratch-resistant than non structured powder coating</li> </ul>	3	100	7,50 10 <sup>3</sup> kg/m <sup>3</sup>	Outdoor & indoor	n.a.	Very good: color can fade to some extent when exposed to UV	NEN-EN13501-1 A1 *
Polyamide feet	<ul style="list-style-type: none"> <li>Injection-moulded nylon</li> <li>Adjustable in height and surface</li> </ul>	n.a.	n.a.	1,14 10 <sup>3</sup> kg/m <sup>3</sup>	Outdoor & indoor	n.a.	Very good	/
Sunbrella® cushions	<ul style="list-style-type: none"> <li>100% Sunbrella Acrylic</li> <li>Best outdoor fabric available for making cushions</li> <li>Dirt repellent</li> <li>Not waterproof, store inside!</li> <li>Machine washable at max. 30°C. Ironing restores the protective layer</li> </ul>	0,50	n.a.	260 g/m <sup>2</sup>	Outdoor & indoor	The fabric has a water column of 350 mm (EN 20811)	7/8 (ISO 105-B02)	/

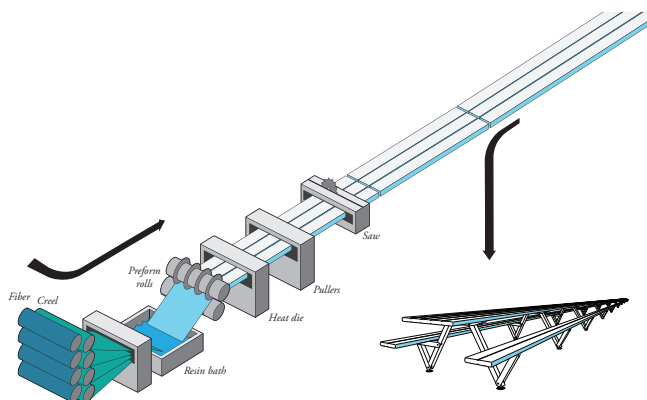
### NEN-EN13501-1 A1

Class A1 products will not contribute to fire in any stage, including fully developed fire. For this reason, they are assumed to be capable of satisfying all requirements of all lower classes as well.



## Good to know

- 55 cm bench space / person.
- The average transport volume is 0,17m<sup>3</sup> / person, which is really low.
- Fiberglass reinforced polyester resin material is made with the so-called pultrusion technique. Pultrusion is a non-stop process of pulling fiberglass wires through a bath of polyester resin and letting them harden in a matrix afterwards to get their final shape.
- Main advantages of this material are its strength and low weight.



## Floor fastening

Marina picnic comes with an optional floor fastening set. Find more instructions in the manual.



## Maintenance

[www.extremis.com/maintenance](http://www.extremis.com/maintenance)

### POWDER COATED PARTS

- White powder coating obviously requires more maintenance.

### SUNBRELLA

- Shake or brush off loose dirt immediately.
- Spray Extremis Multi Cleaner.
- Use a soft brush and make circular movements.
- Let the suds soak in for a moment.
- Rinse thoroughly to remove all soap residue.
- Simply allow to dry.
- It's also possible to put the blanket and the pillow covers in a washing machine (max 40°C). Follow the cleaning instruction on the label.
- If the cushion has metal brackets, we recommend turning the cover inside out first to avoid damaging the washing machine. In this case, leave the zipper open about 10 cm.

## F.A.Q.

*Q: What is the biggest size possible?*

*A: We have produced a 30m table, the only problem is transport. We can deliver tables up to 6m without extra costs.*

*Q: Are the legs corrosion-resistant?*

*A: The legs are first galvanized, and powder-coated afterwards. This way, we have a double protection layer.*

## Warnings

### General

- Do not use any sharp tools to open the packaging.
- We strongly advise against using power tools.
- Tripping hazard, mind your step.
- Do not put out cigarettes on the table.
- Not graffiti proof.
- Do not leave children unattended whilst playing on the table.
- To avoid danger of suffocation, keep plastic bags away from babies and children.
- Colors can differ over years and from batch to batch.

### Product

- Do not drag the table, but carry it with minimum 2 people.
- Anchoring the product has to be done by qualified people.

- For anchoring: use suitable bolts or screws from a specialized store depending on the material your terrace is made of.
- We strongly advise you against standing on top of the table! A concentrated load can cause small perceptible cracks in the profiles that might be visually annoying, although they do not affect the strength of the table in any way.
- For table with 3 legs or more, we recommend using trestles to attach the table leg assemblies to the tabletop, instead of keeping it upside down.

### Coated fiberglass

- Do not use abrasive scouring powders or scourers as they will scratch the surface.
- Color can fade to some extent when exposed to UV.
- Dark colors can get very hot in sunny weather.

### Powder coating

- White powder coating requires more maintenance.
- Do not use abrasive scouring powders or scourers as they will scratch the surface.
- Color can fade to some extent when exposed to UV.
- Flame retarding - NEN-EN13501-1 A2-sl - Satisfying the same criteria as Class B for the SBI-test according to EN13823. In addition, under conditions of a fully developed fire these products will not significantly contribute to the fire load and fire growth.
- Dark colors can get very hot in sunny weather.

### Sunbrella

- Not waterproof, store inside!
- Shake or brush off loose dirt immediately.
- UV color fastness: 7/8 (ISO 105-B02).

The content of this document, in particular the mentioned models, is protected by copyrights and/or design rights. The present document and its content is communicated to you for information purposes only. Any partial or total reproduction or any other use without our prior written permission is strictly prohibited. This technical sheet remains subject to possible changes. **All dimensions are in mm**, unless mentioned otherwise. Extremis is not responsible for the errors in the documentation of products. All measurements are approximate and are provided for informational purposes only.

**Tech  
sheet**

20231214