


# Hopper combo AA

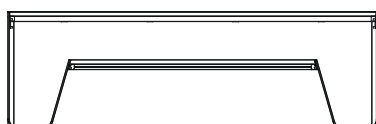

© design by Dirk Wynants

extremis®



## Dimensions

The Hopper combo AA is available in 3 lengths



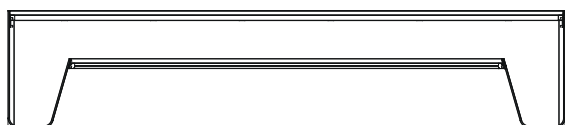
1595 382

2380



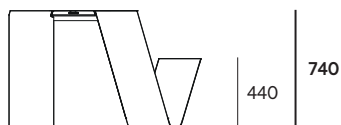
2195 382

2980



2795 382

3580



440

740

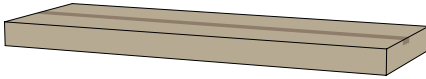
832 278

1230

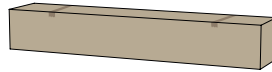
# Box dimensions

The Hopper combo AA comes in 4 boxes

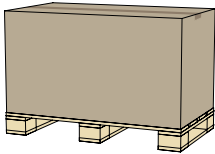
Box 1: Tabletop



Box 2: bench



Box 3: Picnic legs + mounting kit





Box 4: Straight legs



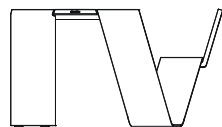
Box dimensions (mm)		L	W	H	Qty	Volume (m <sup>3</sup> )	Gross weight (kg)	Net weight (kg)	Packaging weight (kg)
<b>Hopper combo AA 240</b>	Box 1	2470	870	150	1	0,32	55,00	43,00	12,00
	Box 2	1650	320	255	1	0,13	27,00	25,00	2,00
	Box 3	1136	646	635	1	0,47	37,40	21,20	16,20
	Box 4	915	320	105	1	0,03	15,00	13,00	2,00
	Total:					<b>0,95</b>	<b>134,40</b>	<b>102,20</b>	<b>32,20</b>
<b>Hopper combo AA 300</b>	Box 1	3040	870	150	1	0,40	69,00	54,00	15,00
	Box 2	2420	320	255	1	0,20	34,00	31,00	3,00
	Box 3	1136	646	635	1	0,47	37,40	21,20	16,20
	Box 4	915	320	105	1	0,03	15,00	13,00	2,00
	Total:					<b>1,10</b>	<b>155,40</b>	<b>119,20</b>	<b>36,20</b>
<b>Hopper combo AA 360</b>	Box 1	3735	870	150	1	0,49	83,00	65,00	18,00
	Box 2	3020	320	255	1	0,25	41,00	37,00	4,00
	Box 3	1136	646	635	1	0,47	37,40	21,20	16,20
	Box 4	915	320	105	1	0,03	15,00	13,00	2,00
	Total:					<b>1,24</b>	<b>176,40</b>	<b>136,20</b>	<b>40,20</b>

## Backrest

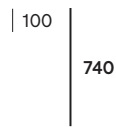
The backrest is available in 3 lengths



L



1416



## Backrest box

The backrests comes in 1 box

Box 5: Profile + supports

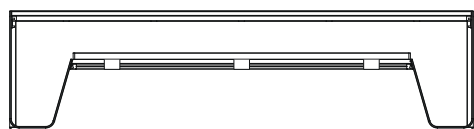
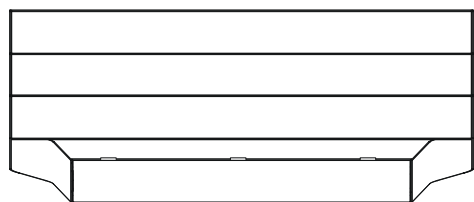


Dimensions (mm)	L
Backrest for 240	1393
Backrest for 300	1993
Backrest for 360	2595

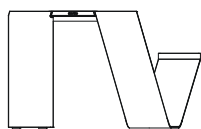
Box dimensions (mm)		L	W	H	Qty	Volume (m <sup>3</sup> )	Gross weight (kg)	Net weight (kg)	Packaging weight (kg)
Backrest for 240	Box 5	1500	150	100	1	0,02	4,50	4,00	0,50
Backrest for 300	Box 5	2100	150	100	1	0,03	5,25	4,50	0,75
Backrest for 360	Box 5	2700	150	100	1	0,04	6,00	5,00	1,00

## Cushion

The cushions are available in 4 lengths



L



270



## Cushion box

The cushions comes in 1 plastic bag

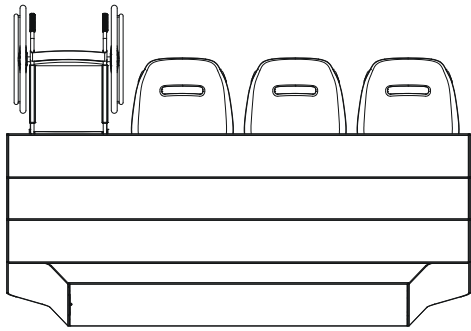
Bag 1: cushion

Dimensions (mm)	L
Cushion for 240	1570
Cushion for 300	2170
Cushion for 360	2770

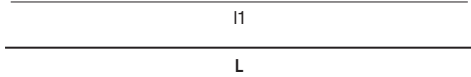
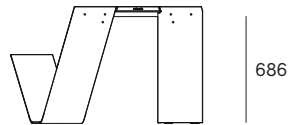

Box dimensions (mm)		L	W	H	Qty	Volume (m <sup>3</sup> )	Gross weight (kg)	Net weight (kg)	Packaging weight (kg)
Cushion for 240	Bag 1	1570	270	30	1	0,01	1,60	1,60	0,00
Cushion for 300	Bag 1	2170	270	30	1	0,02	2,00	2,00	0,00
Cushion for 360	Bag 1	2770	270	30	1	0,02	2,40	2,40	0,00

# Wheelchair accessibility dimensions

As specifications for wheelchair accessibility vary around the world, please review the dimensions below to ensure the measurements of each solution meet the specifications of your local requirements



Only accessible on side with no bench










Dimensions (mm)	L	l1
Hopper combo AA 240	2380	2360
Hopper combo AA 300	2980	2960
Hopper combo AA 360	3580	3560

# Materials & colors

Check price list or [www.extremis.com](http://www.extremis.com) for current materials & colors

## Tabletop, bench, legs & backrest

	<b>Black (RAL9005)</b> Structured powder coating
	<b>Earth</b> Structured powder coating
	<b>Beach beige (RAL1019)</b> Structured powder coating
	<b>Off white (RAL9002)</b> Structured powder coating
	<b>Verdigris</b> Structured powder coating
	<b>Reed green (RAL6013)</b> Structured powder coating
	<b>Copper brown (RAL8004)</b> Structured powder coating

## Sunbrella® cushions

	<b>Grey chiné</b> Sunbrella Natté
	<b>Dark taupe</b> Sunbrella Natté
	<b>Coconut</b> Sunbrella Savane
	<b>Marble</b> Sunbrella Lopi
	<b>Charcoal</b> Sunbrella Lopi
	<b>Leaf green</b> Sunbrella Heritage
	<b>Rust</b> Sunbrella Heritage



Materials	Key facts	Thickness	Layer thickness	Density	In/outdoor	Water	UV color fastness	Flame retarding
		mm	micron					
Structured powder coated aluminium tabletop, bench, legs & backrest	<ul style="list-style-type: none"> <li>A technique of applying dry paint to a part</li> <li>Electrostatically charged and sprayed onto the object</li> <li>More scratch-resistant than non structured powder coating</li> </ul>	8	50 - 100	2,70 10 <sup>3</sup> kg/m <sup>3</sup>	Outdoor & indoor	n.a.	Very good: color can fade to some extent when exposed to UV	NEN -EN13501-1 A2-s1 **
Sunbrella® cushions	<ul style="list-style-type: none"> <li>100% Sunbrella Acrylic</li> <li>Best outdoor fabric available for making cushions</li> <li>Dirt repellent</li> <li>Not waterproof, store inside!</li> <li>Machine washable at max. 30°C. Ironing restores the protective layer</li> </ul>	0,50	n.a.	260 g/m <sup>2</sup>	Outdoor & indoor	The fabric has a water column of 350 mm (EN 20811)	7/8 (ISO 105-B02)	/

### NEN-EN13501-1 A2-s1

Satisfying the same criteria as class B for the SBI-test according to EN 13823. In addition, under conditions of a fully developed fire these products will not significantly contribute to the fire load and fire growth

## Good to know

- 'Hopper' stands for 'Hop Picker', because the range is inspired by hop gardens, harvests and beer fests.
- The legs (for the benches) are cut out of an aluminium or metal sheet nearly without any loss of material.
- Hopper combo AA allows you to add more seating comfort with Captain's chairs, and allows kids in a kids chair or people in a wheelchair to join the company.



## Maintenance

### POWDER COATED PARTS

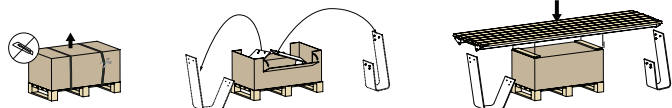
- White powder coating obviously requires more maintenance.

### SUNBRELLA

- Shake or brush off loose dirt immediately.
- Spray Extremis Multi Cleaner.
- Use a soft brush and make circular movements.
- Let the suds soak in for a moment.
- Rinse thoroughly to remove all soap residue.
- Simply allow to dry.
- It's also possible to put the blanket and the pillow covers in a washing machine (max 40°C). Follow the cleaning instruction on the label.
- If the cushion has metal brackets, we recommend turning the cover inside out first to avoid damaging the washing machine. In this case, leave the zipper open about 10 cm.

## Important

- Use our packaging material for better support to attach the legs to the tabletop.
  1. Leave the box on the pallet.
  2. Remove the lid of the box.
  3. Take the legs out of the box.
  4. Put the lid back on the box.
  5. Put the tabletop on top of the box.
  6. Assemble the Hopper combo.



## Warnings

### General

- Do not use any sharp tools to open the packaging.
- We strongly advise against using power tools.
- Tripping hazard, mind your step.
- Do not put out cigarettes on the table.
- Not graffiti proof.
- Do not leave children unattended whilst playing on the table.
- To avoid danger of suffocation, keep plastic bags away from babies and children.
- Colors can differ over years and from batch to batch.

### Product

- Do not drag the table, but carry it with minimum 2 people.

- The packaging material of the legs must stay intact, you need it to attach the legs to the tabletop.
- 240 cm: max. 5 people or 400 kg per bench - 300 cm: max. 6 people or 480 kg per bench - 360 cm: max. 7 people or 560 kg per bench.
- Regularly clean the flat surface of the legs.

### Powder coating

- White powder coating requires more maintenance.
- Do not use abrasive scouring powders or scourers as they will scratch the surface.
- Color can fade to some extent when exposed to UV.
- Flame retarding - NEN-EN13501-1 A2-s1 - Satisfying the same criteria as Class B for the SBI-test according to EN13823. In addition, under conditions of a fully developed fire these products

will not significantly contribute to the fire load and fire growth.

- Dark colors can get very hot in sunny weather.

### Sunbrella

- Not waterproof, store inside!
- Shake or brush off loose dirt immediately.
- UV color fastness: 7/8 (ISO 105-B02).